

Foot and Leg Scoring Reference

CLAW SHAPE


Reference: Shape (primarily curl) and unevenness of the claw set.



1



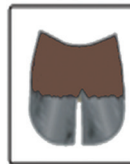
2



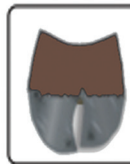
3



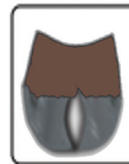
4



5



6



7



8



9

Open Divergent

Desirable

Scissor Claws

FOOT ANGLE

Reference: Strength of pastern, depth of heel and length of foot.



1



2



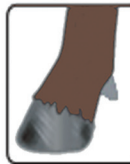
3



4



5



6



7



8



9

Steep Feet Angle

Desirable

Shallow Feet Angle

REAR LEG SIDE VIEW

Reference: Angle measured at the front of the hock.



1



2



3



4



5



6



7



8



9

Straight Rear Leg

Desirable

Sickle Hocked Rear Leg