RED RESOURCE

Members' Guide to the Red Angus Association of America

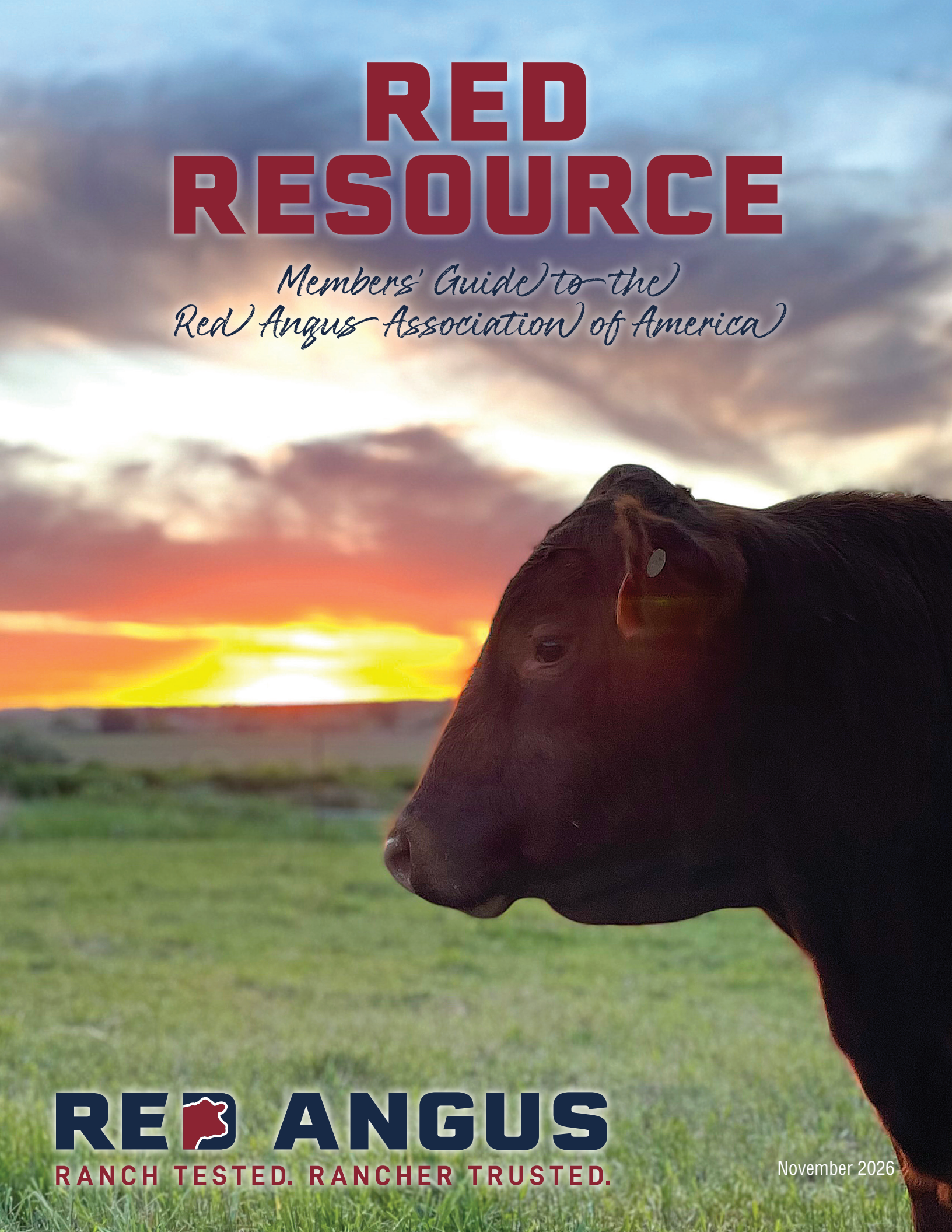

RED ANGUS

RANCH TESTED. RANCHER TRUSTED.

November 2026

Welcome to Red Angus!

Congratulations! You are an official member of the Red Angus Association of America!

We hope you are excited for your journey as you join more than 3,000 members and 1,200 junior members who are raising Red Angus cattle across the nation.

In 1954, seven visionary breeders founded the RAAA to establish the industry's first performance registry. Throughout its history, the Association has maintained this objective focus and has earned a well-deserved reputation for leadership and innovation. By prioritizing sound, long-term decisions over short-lived industry trends, the Red Angus breed has achieved widespread popularity in the commercial beef industry.

Red Angus Association of America
2012 S. Post Rd
Oklahoma City, OK 73130
940-387-3502
Fax 888-829-6069
RedAngus.org

Office Hours:
8 a.m. - 4:30 p.m. CT

The RAAA's far-sighted vision of beef production has either led the industry or been an early adopter of new technologies, allowing it to endorse philosophies and technologies that were deemed too risky or unconventional by other associations. Examples include a performance-based registry, embracing crossbreeding principles and practices, Total Herd Reporting, a commitment to reproductive traits and a belief in value-based marketing.

This quick-reference guide addresses common questions about RAAA, its philosophies and registration practices and points readers to deeper resources about the Association. Visit RedAngus.org for the RAAA Breeder's Guide with the Rules and Regulation and other key information.

REDSPro, the Association's official online registry, gives you real-time access to your herd's records. As a new member, please log in with the credentials you provided at account set-up to verify your herd inventory – an essential first step – and familiarize yourself with REDSPro and its additional functions.

RAAA's registry is based on active, registered females. Through Total Herd Reporting, each female over the age of 16 months is assessed an annual $28 THR fee to remain active. As a result, her calves are registered at no additional cost and common charges from other breed associations such as transfers and AI certificates, are eliminated.

Because THR is at the core of RAAA's registry, we recommend familiarizing yourself with the data submission timelines, registration process and REDSPro operations. You will want to dispose or transfer any females sold to avoid assessment fees on animals no longer owned. RAAA staff has developed comprehensive tutorials to guide you trhough each process and is available to address any unique questions.

DNA is also required on all sires and donor dams to register calves. Familiarizing yourself with DNA requirements will ensure your animals are properly registered without delay, as results turnaround is four to six weeks.

Welcome to the Red Angus family!

RAAA Board of Directors and Staff

This guide features hyperlinks (blue and underlined) throughout so members can easily click on them in the digital format to take them to the specified location.

Herd Prefix: _____

Membership #: _____

REDSPro Login: _____

REDSPro Password: _____

Reference application notes – not viewable to staff. The login and password are case sensitive.

With your username and password, you can access REDSPro at RedAngus.org.

About Red Angus

RedAngus.org

Board of Directors:
https://bit.ly/RAAABOD

Staff Directory:
https://bit.ly/RAAAStaff

Committees:
https://bit.ly/RAAACommittees

Membership Application:
https://bit.ly/JoinRedAngus

History:
https://bit.ly/RAAAHistory

FAQ:
https://bit.ly/RAAAFAQ

Red Angus Shop:
https://bit.ly/RedAngusShop

Careers:
https://bit.ly/RAAACareers

Strategic Plan:
RAAAStrategicPlan2021-26

RED ANGUS
RANCH TESTED. RANCHER TRUSTED.

TABLE OF CONTENTS

Welcome to Red Angus **2**
About RAAA **4**
- Core Policies and Strategic Plan 4
- Board of Directors 5
- Map of Areas & Regions 5
- Join the Association 6
- Member Checklist 7

Junior Red Angus **8-9**
Website Overview **10**
Red Angus Communications **11**
Total Herd Reporting **12**
- Spring & Fall Herd Reporting Timeline 12
- Total Herd Reporting – The Foundation 13
- Registration Application Key 14
- Go RedAngus Mobile App, Red Angus Reminders, Red Angus Alley 15
- THR Workflow 16
- How to Meet THR Requirements 17
- RAAA Billing 18
- RAAA Fee Sheet 19

REDSPro **20**
- REDSPro Basics 20
- Red Angus Video Tutorials 21

Genetics **22**
- The Nuts and 'BOLT' of EPDs 22
- Red Angus Guide to EPDs and Indexes 23
- EPD Update Schedule 24
- IGS – The Beef Industry's Largest Evaluation 25
- DNA Sampling and Testing 26
- Genetic-Based Opportunities 27

Value-Added Marketing **28**
- Value-Added Marketing Assistance 30

Sale Promotion **31**
Opportunities **32**
- Learn from the Best, State or Regional Affiliates 32
- National Red Angus Convention 33

Red Angus Stakeholders Foundation **34**
Red Angus Resources **35**
- Red Angus Remarks, Calving Books 35
- Udder Scoring, Foot and Leg Scoring 36
- Body Condition Scoring 37

Glossary **38-39**



CORE POLICIES:

1. It is the RAAA's primary role to create an environment that promotes the financial stability of its members.
2. The RAAA supports the development and use of membership-driven strategic planning.
3. The RAAA creates marketing tools for commercial bull customers, creating more demand for Red Angus and Red Angus-influence genetics.
4. The RAAA is committed to objectively describing and recording cattle, utilizing economically sound scientific principles with the least number of prediction values. Furthermore, the RAAA encourages good stockmanship and sound visual appraisal in seedstock selection.
5. Since its establishment, the RAAA has understood and accepted economic value of heterosis through planned crossbreeding.
6. The RAAA does not take a role in the marketing of an individual member's cattle, therefore, the Red Angus Magazine editorial content has a commercial and technical focus. Individual seedstock supplier articles are avoided.
7. It is the duty of the RAAA to proactively communicate with its membership therefore proxy voting is not allowed. This policy was established in the Constitution and Bylaws of the Association at its inception to ensure that voting members are current on all pertinent information.

2021-2026 Red Angus Strategic Plan

Long-term Vision:
Dominate the beef industry with Red Angus genetics.

Mission:
Our mission is to provide our members and their customers with innovative programs and services, to continue advancing the quality, reliability and value of Red Angus and Red Angus-influenced seedstock used in the commercial beef industry.

Values:
Commitment
Innovation
Integrity
Relationship Driven

Online:
https://bit.ly/RAAAStrategicPlan2021-26

1. Create Market Demand — 20% of the U.S. beef cattle inventory will be Red Angus influenced by 2030.

- Shift the industry standard of value assessment from visual to objective verification and access industry-leading premiums for verified Red Angus-influenced cattle.
- Increase the value of verified Red Angus-influenced cattle and eliminate the price differential between black and red-hided feeder and fed cattle.

2. Quantify and communicate Red Angus advantage in stakeholder profitability and sustainability.

- Expand the position of the Red Angus-influenced cow as the industry's most-favored female.
- Communicate the strong value proposition of verified Red Angus-influenced cattle.

3. Attract, Develop and Retain Talent

- RAAA represents the most professional seedstock providers in the beef industry through excellence in educating, equipping and inspiring current members, associates and juniors.
- RAAA is served by the most professional and informed leaders who are stewards of the long-term success of the Association, its members and customers. The governance structure is designed to attain the mission and vision of the organization.
- RAAA is staffed by knowledgeable and proficient professionals aligned with the strategic goals and objectives. RAAA is the most desired beef industry association for employment.

4. Create and Improve Genetic Prediction Tools

- Continuous growth in quality data submission, improvement in data warehousing and reliability of selection tools.
- Position Red Angus advantages in contributing to continuous improvement in sustainability.
- Increased capability of breeders to leverage genetic tools to generate progress in economically relevant traits.
- Establish and leverage partnerships to increase the power and impact of RAAA genetic tools.

RAAA Board of Directors



PRESIDENT
Jeff Pettit
Sebree, Kentucky



FIRST VICE PRESIDENT AREA 4 DIRECTOR - SOUTHWEST
Tony Ballinger
Morgan Mill, Texas



SECOND VICE PRESIDENT AREA 6 DIRECTOR - GREAT PLAINS
Jason Anderson
Oberlin, Kansas



EX-OFFICIO
Kyley DeVoe
Justin, Texas



SECRETARY AREA 5 DIRECTOR - NORTHERN PLAINS
Stephanie Jung
Mina, South Dakota



TREASURER REGION A DIRECTOR
Keith Hickle
Auburn, Washington



RAAA EXECUTIVE VICE PRESIDENT
Greg Ruehle



RAAA EXECUTIVE DIRECTOR OF OPERATIONS
Halla Ramsey



REGION B DIRECTOR
Craig Bieber
Leola, South Dakota



REGION C DIRECTOR
John Langdon
Benson, North Carolina



AREA 1 DIRECTOR - WEST
George Murdock
Pendleton, Oregon



AREA 2 DIRECTOR - MONTANA
Craig DeBoer
Manhattan, Montana



AREA 3 DIRECTOR - ROCKY MOUNTAIN
Ron Chistensen
Sterling, Utah



AREA 7 DIRECTOR - NORTHEAST
Rob Hess
Hershey, Pennsylvania



AREA 8 DIRECTOR - SOUTHEAST
Michael Watkins
Harrison, Arkansas



AREA 9 DIRECTOR - MIDWEST
Will Andras
Manchester, Illinois

For contact information and current board members, please visit
https://redangus.org/about-red-angus/board-of-directors/

Red Angus Association of America Areas and Regions

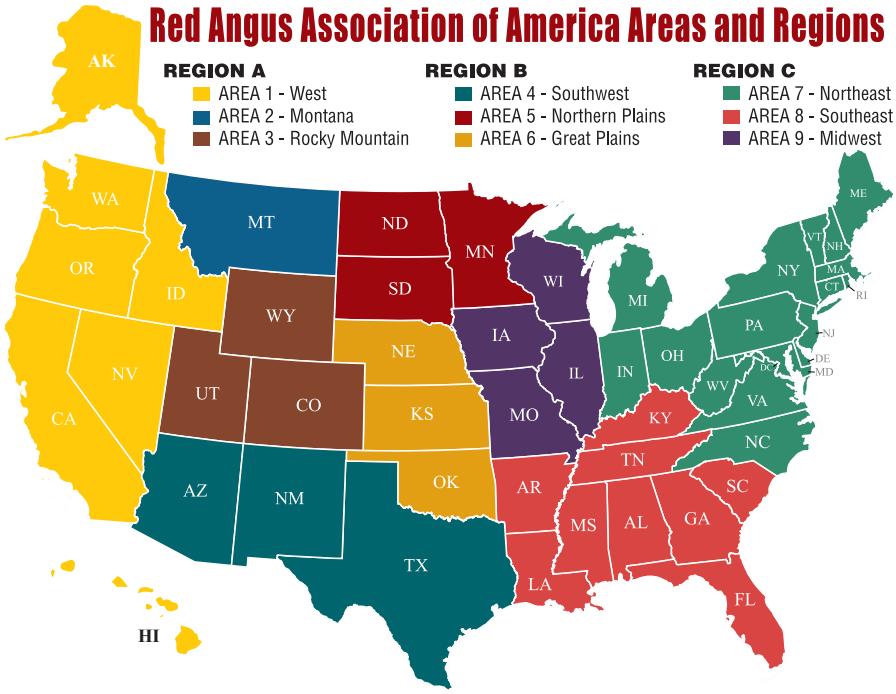

Areas and Regions

The Red Angus Association divides the country into nine Director Areas based on state groupings and combines them into three larger Director Regions. These divisions help ensure balanced representation across membership, revenue and geography.

Director Terms and Election

Area and Regional Directors are elected during caucuses at the annual membership meeting during the National Red Angus Convention. Directors serve three-year terms, with a maximum of two consecutive full terms. Elections are conducted in person.

Red Angus Bylaws and BOD Minutes

REDSPro Login > Association Business

Join the Association

Regular Membership

This is a voting membership which may be held by any person 18 years of age and older.

- To retain voting and membership privileges, a member must meet the following criteria:
- Maintain at least one animal on active inventory (an animal on active inventory is defined as one that has been assessed by Total Herd Reporting (THR), in accordance with the current version of the RAAA's Breeder's Guide: Rules and Regulations, or is of age to be assessed), and
- Maintain current dues status.
- Regular members of the Association are required to participate in THR, as more fully described in the current version of the RAAA's Breeder's Guide: Rules and Regulations.

Privileges of a Regular Membership

- Registry privileges open only to members of the RAAA.
- Receive access to complete performance programs on all your cattle.
- Participate in bi-annual National Cattle Evaluation (NCE).
- Subscription to Red Angus Magazine.
- Breeding Herd Inventory listings.
- Online access to Personal Account Information. (RAAA database REDSPro requires a user-specific password for online access. A minimum of eight characters is required.)

Junior Membership

This is a non-voting membership which may be held by any person under the age of 21 years.

- A Junior Membership may be converted to a Regular Membership, upon that Junior Member attaining twenty-one (21) years of age, by submitting the required fees associated with a Regular Membership.
- Junior members automatically age out and are immediately inactive upon attaining age 21, however, at that time may convert their membership to a regular membership by completing and submitting a regular membership application with the required joining fee.

Privileges of a Junior Membership

- Registry privileges open only to members of the RAAA.
- Receive access to complete performance programs on all your cattle.
- Participate in bi-annual National Cattle Evaluation (NCE).
- Subscription to the Red Angus Magazine, unless there is already a subscription within the same household.
- Breeding Herd Inventory Listings.
- Online Access to Personal Account Information. (RAAA database REDSPro requires a user-specific password for online access. A minimum of eight characters is required.)

Associate Membership

Associate Members shall not have voting or registration privileges, nor can they participate in THR.

- A person shall complete the necessary application form.
- Have an interest in or other nexus to the promotion of the Red Angus breed, and maintain current dues status.

Privileges of an Associate Membership

- May record data under the compute option.
- Receives a subscription to the Red Angus Magazine.

JOIN AT:

RedAngus.org >
About Red Angus >
Membership Applications

https://bit.ly/JoinRedAngus



Member Checklist

Total Herd Reporting

- ☐ Review active animal inventory
  - ☐ Check for animals that are no longer in your herd. Dispose or transfer them to the new owner.
  - ☐ Check for animals that you have purchased.
  - ☐ Check cow inventory seasons. This is when the cow is expected to calve, so be sure that all cows are in the correct calving season.
  - ☐ Once the initial inventory is checked, you will need to review annually at the beginning of calving seasons.
- ☐ Add THR deadlines to your calendar: https://bit.ly/THRCalendarRedAngus
- ☐ Sign up for THR text message reminders: https://bit.ly/RedAngusReminders
- ☐ Before you register calves:
  - ☐ Do the sires you are using have DNA on file? If not, pull DNA. All sires are required to have DNA on file in RAAA.
  - ☐ Watch the 'How to Register a Calf' tutorial. https://bit.ly/RAAATutorials
  - ☐ If needed, schedule a Red Angus Alley appointment to help understand Total Herd Reporting and using REDSPro. https://bit.ly/RedAngusAlley
- ☐ Mid-March and Mid-August – Check your account for any animals on your No Progeny list to avoid cow inactivation.
- ☐ Register calves after weaning weights are recorded. Recommended date is the third Wednesday in October for spring herds and March for fall herds.

Account Management

- ☐ First week of the month – Check your email for your monthly statement.
- ☐ Check REDSPro announcements page for announcements and upcoming deadlines.
- ☐ Once a year – Verify that your account email, mailing address and phone number are up to date.

Marketing & Promotion

- ☐ Enroll in Red Angus Value-Added programs.
- ☐ Review RAAA media kit for advertising opportunities.

Education and Involvement

- ☐ Every Wednesday – Read eNews for important announcements and reminders.
- ☐ Every Thursday – Read Marketing Team Trail for updates from the Red Angus marketing team.
- ☐ First week of the month – Read the Red Angus Magazine.
- ☐ Watch REDSPro tutorials. https://bit.ly/RAAATutorials
- ☐ Like Red Angus Association of America on Facebook and follow on Instagram, X, LinkedIn and Threads.
- ☐ Reach out to your board director and ask questions.
- ☐ Discuss options for committee involvement.
- ☐ Join your state or regional RAAA affiliate association.
- ☐ Attend National Red Angus Convention in September.
  - ☐ Attend workshops.
  - ☐ Sign up for Learn from the Best.
  - ☐ Build relationships.
  - ☐ Hear Association updates.



JUNIOR RED ANGUS ASSOCIATION

Welcome to the Junior Red Angus Association! We are thrilled to have you join our growing community of young leaders who share a passion for Red Angus cattle and agriculture.

Thank you for joining us and taking the first step toward what we know will be an enriching experience. As a member, you can now access countless opportunities to learn, grow, and connect with others who share your interests and values. From leadership development programs to cattle shows, contests, and networking events, JRA is here to support you every step of the way.

As a JRA member, you are eligible to attend our annual Round-Up, held in a different location each year in the summer. Round-Up consists of many exciting activities like visiting Red Angus producers and other agriculture industry experiences. If you are between the ages of 16-21, you are also eligible to attend SPARK (Stimulate, Propel, Advance, Red Angus Kids), a hands-on leadership conference aimed at building up the next generation of Red Angus leaders.

JRA members can also participate at the Red Angus Youth Expo, the National Junior Red Angus Show. Besides showing at RAYE, JRA members can compete in contests, attend educational workshops, and participate in fun activitie! RAYE also hosts the annual JRA membership meeting where members can amend blaws and elect JRA directors. As a JRA member, you can apply to serve on the JRA national board.

Follow us on Facebook and Instagram to stay connected with JRA. We regularly post news and updates on these platforms.

We hope you'll take full advantage of our resources and programs. Whether you're looking to enhance your skills, build lifelong friendships or contribute to the future of the Red Angus breed, JRA is the perfect place to achieve your goals.

Feel free to contact us if you have any questions or need guidance. Email us at juniors@redangus.org or visit our website at redangus.org for the latest updates and event information.

Welcome to the JRA family! We look forward to supporting and celebrating your future achievements together.

Sincerely,
Taylor Dorsey
Junior Programs Coordinator

JUNIOR
RED ANGUS
ASSOCIATION






RED ANGUS YOUTH EXPO

Visit the official website: https://bit.ly/RAYouthExpo

RAYE is the National Junior Red Angus Show, held every June at a different location around the country. It's also the host of the annual JRA membership meeting and voting of JRA board members.

RAYE, hosted by the Red Angus Association of America, will provide opportunities for youth and their families to engage in education, competitions and Junior Red Angus national heifer, steer and bull shows.

RAYE offers two internship opportunities: the RAYE show internship and the RAYE media internship. All college students are eligible to apply for this opportunity.

To volunteer to help with the expo, team up as a sponsor, or learn more about the internship opportunity, contact Taylor Dorsey, junior coordinator, at youthexpo@redangus.org.

Scholarships

The Red Angus Association of America is pleased to award a minimum of five $2,000 college scholarships through the support of the Red Angus Foundation, Inc.

Additionally, the Beef Industry Education Scholarship Program provides financial support for members to participate in industry activities and events that will impact members' success in the industry.

Two $200 scholarships are available to assist JRA members' participation in Round-Up, plus the Round-Up Commercial Cattlemen's Scholarship is available to facilitate the involvement of youth interested in commercial beef production. This award will provide full registration expenses to Round-Up as well as travel to Round-Up for the recipient.

Heather Presser Memorial Scholarships assist JRA members' participation in national Junior Red Angus Association leadership events throughout the year.

For more information, visit https://bit.ly/JrRedAngus.

JRA National Board

Serving on the JRA National Board equips and prepares JRA stakeholders to be leaders, innovators, stewards and advocates for the Red Angus breed, the beef industry and agriculture. Online applications are due mid-May with voting at RAYE. Visit https://bit.ly/JrRedAngus.

ROUND-UP

Build friendships, industry knowledge and communication skills during JRA's summer event that combines cattle tours, educational programs and fun. Compete in a variety of contests to build leadership and stockman skills. This is an opprotunity to travel and meet breeders from around the country. For more information, visit https://bit.ly/JrRedAngus.

SPARK

STIMULATE ✦ PROPEL ✦ ADVANCE ✦ RED ANGUS KIDS

SPARK

SPARK is a dynamic and transformative leadership development program designed to cultivate the next generation of Red Angus leaders and breeders. Geared toward junior members aged 16 to 21, this program offers a unique blend of experiential learning, mentorship and skill-building activities aimed at fostering leadership qualities, personal growth and social responsibility.

SPARK is built on the belief that every young breeder possesses inherent leadership potential waiting to be unlocked and nurtured. Throughout the three-day interactive workshops, team-building exercises and hands-on experiences, participants are equipped with the tools, knowledge and confidence needed to become effective leaders in the beef industry and beyond.

Junior members emerge with a newfound sense of confidence, purpose and empowerment, poised to make a meaningful difference in their communities and create positive change in the industry with the skills, knowledge and passion to lead with integrity and impact.

For more information, visit https://bit.ly/JrRedAngus.



About Red Angus
- Board of Directors
- Committees
- Staff
- Membership Application
- History
- FAQ
- Red Angus Shop
- Careers
- Strategic Plan
- Privacy Policy

Data Searches & Tools
- Animal Search
- EPD Search
- Planned Mating Calculator
- Breeder Links
- Feedyard Partner Links
- ASV Tag Search

Marketing
- Red Angus Premium Beef
- Value-Added Programs
- Stockyard
- Marketing Team Trail
- Show List
- Marketing Services
- Marketing Options
- Sale Planner
- Angus Access Sale Calendar
- Grid Master
- Calving Book

Herd Management
- REDSPro Login
- Rules & Regulations
- THR Calendar
- Ultrasound
- Offline Forms
- Foot and Leg Scoring
- Udder Scoring
- Red Angus Alley

This guide features hyperlinks (blue and underlined) throughout so members can easily click on them in the digital format to take them to the specified location.

Genetics/DNA
- EPD Averages
- EPD Percentiles
- EPD Possible Change
- EPD Trends
- EPD/Index Release
- Rancher's Guide to EPDs
- Red Cow Rally
- Igenity Beef
- DNA Testing
- DNA Forms

Sales and Events
- Red Angus Calendar
- Sale Reports
- National Convention
- Submit an Event/Sale
- Red Angus Shows
- Sale Planner
- Schedule an eBlast

Junior Red Angus
- Programs
- JRA Board of Directors
- Join Junior Red Angus
- Contacts
- News

Affiliates

Breeder Links

Communications

Contact Us

eNews

Red Angus Magazine

Red Angus Remarks

Red Angus Shop

Show List

Stockyard

RASF

Join RAAA

REDSPro Login

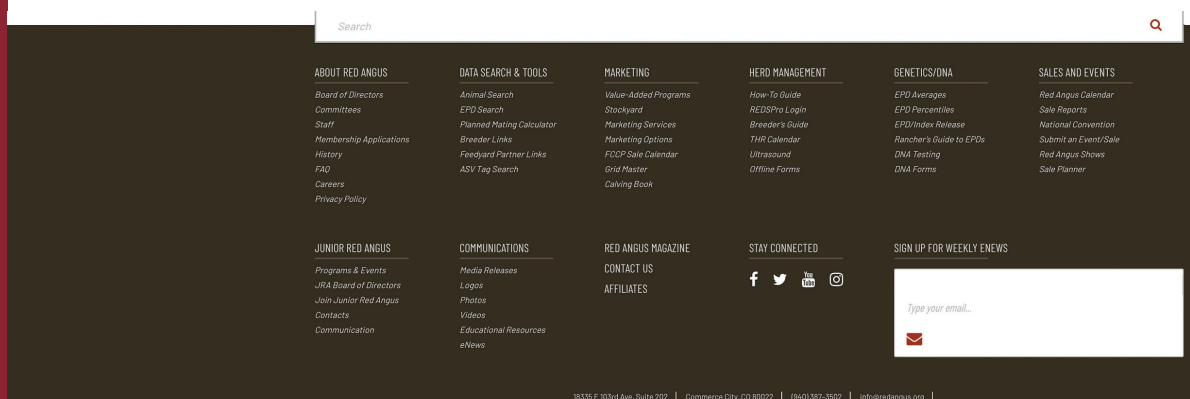

Red Angus Communications



Red Angus Magazine

The Red Angus Magazine is the official publication of RAAA and is published 10 times a year with the May/June and July/August issues combined. Additionally, a special Genetic Advancement issue is produced in mid-February.

RAM is distributed to over 12,000 Red Angus stakeholders including RAAA and JRA members as well as all commercial producers who've had a bull transferred to them in the past year. The January and September issues reach an expanded mailing of two years' worth of commercial bull buyers.

Editorial has a commercial and technical focus, sharing the Red Angus story while providing information to all sectors of the beef-cattle industry.

RAM issues and a complete media kit is available online.
https://bit.ly/RedAngusMagazine

Red Angus eNewsletter

Each Wednesday, Red Angus members receive Red Angus eNews. This communication is directed toward members through short articles from staff, THR important date reminders, magazine deadlines and a recap of the beef market.
https://bit.ly/RedAngusEnews

Marketing Team Trail

The commercial marketing team shares a recap of their travels to feeder calf sales, bull sales and ranch visits. Their boots-on-the-ground strategy connects them directly to commercial cow-calf producers and feedlots who use Red Angus genetics.
https://bit.ly/RedAngusMTT

American Rancher

The American Rancher, a television series on RFD-TV, features the Red Angus breed in January and September episodes, highlighting the breed's role in sustainable beef production and showcasing ranchers nationwide.
https://bit.ly/RedAngusYouTube

Press Releases

Red Angus press releases share timely updates on breed advancements, Association initiatives and industry partnerships to keep members and stakeholders informed.
https://bit.ly/RedAngusPressReleases

Red Angus Mobile App

Go RedAngus is the free and official mobile app of RAAA, giving users quick access to animal search, EPDs and other member resources from their mobile device.
https://bit.ly/GoRedAngusApple
https://bit.ly/GoRedAngusGooglePlay

Red Angus Media Kit

The Red Angus media kit provides advertisers with audience insights, publication specs and digital promotional opportunities to effectively reach commercial cattle producers and Red Angus stakeholders nationwide.
https://bit.ly/RedAngusMagazine

Red Angus Remarks

Red Angus Remarks is the only podcast dedicated exclusively to the Red Angus breed, featuring industry insights, spotlights and updates from the Association.
https://bit.ly/RedAngusRemarksApple
https://spoti.fi/4dm9JJB (Spotify)

Red Angus Annual Report

The Annual Report recaps the year for each department, analyzes bull sale season trends, reports metrics for the year in review and publishes the official financial statements for the Association.
https://bit.ly/RAAA2024AnnualReport

Red Angus Social Media

RAAA has a strong social media following across Facebook, Instagram, X and YouTube. Members and stakeholders can stay abreast of Red Angus and industry news while connecting to the Red Angus community. **Follow along!**

Red Angus Association of America
Red Angus Stockyard group

Red Angus America

redangusamerica

YouTube
redangusamerica

Red Angus Association of America

Red Angus America

Red Angus Communications:
https://bit.ly/RedAngusCommunications

Spring Herd THR Timeline

All data requests and due dates are on Wednesdays.

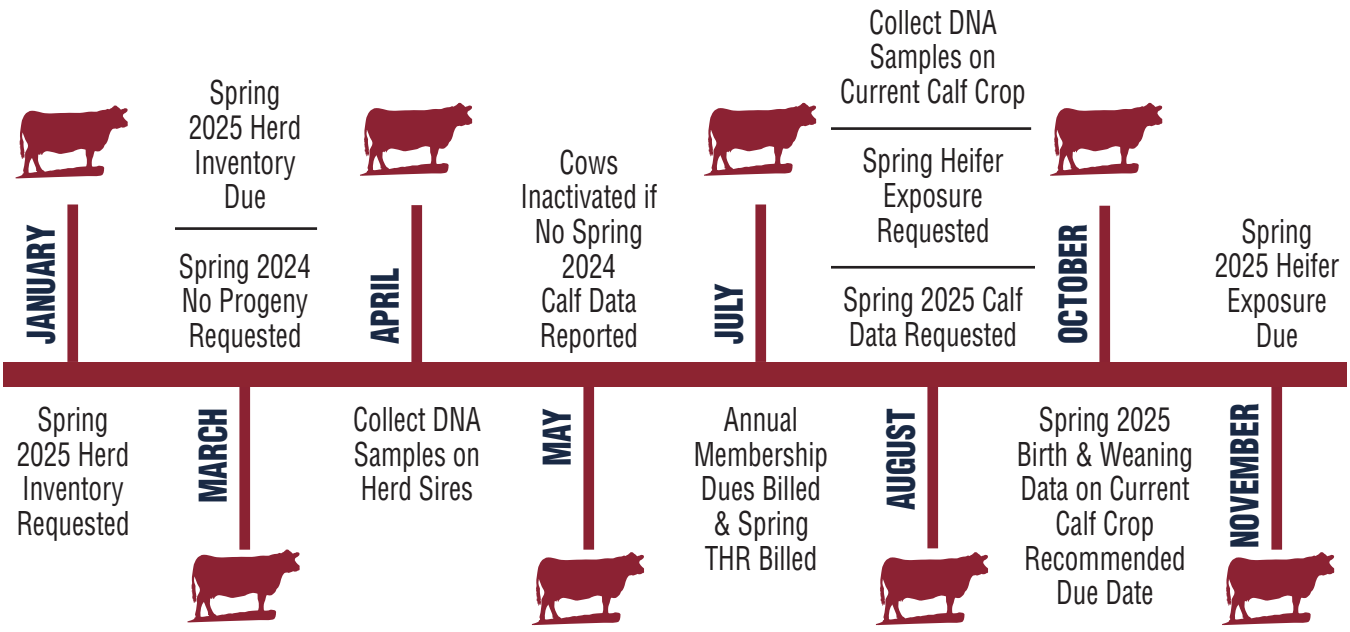

Fall Herd THR Timeline

All data requests and due dates are on Wednesdays.

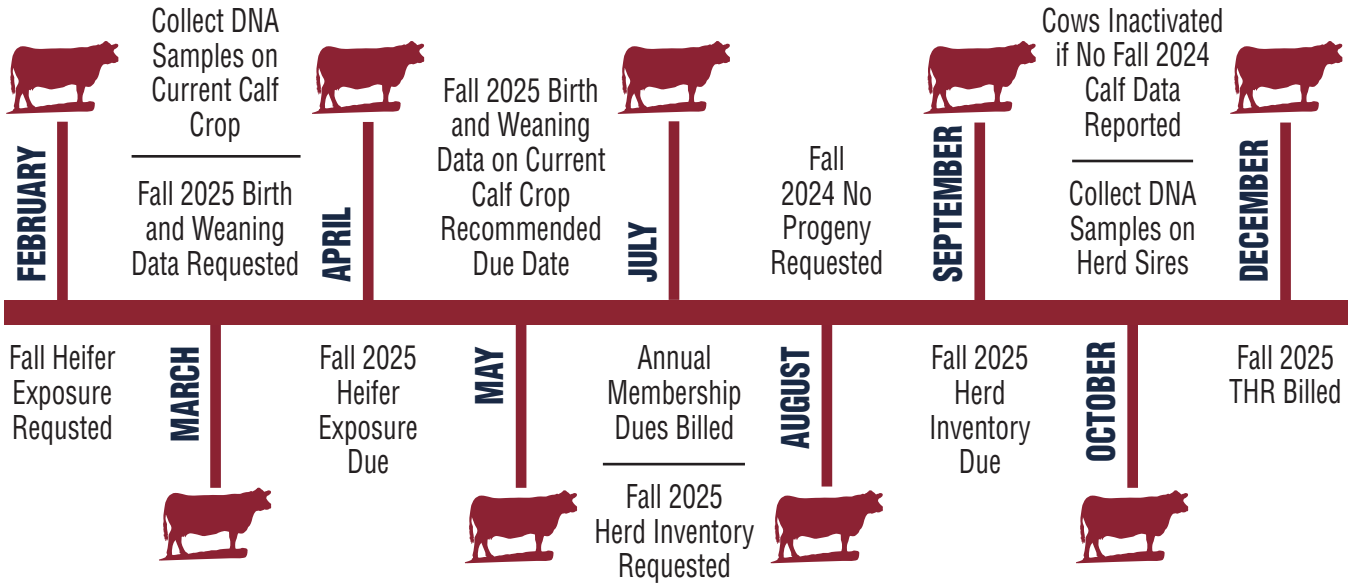

View exact deadlines and add to your calendar at:
https://bit.ly/THRCalendarRedAngus

Total Herd Reporting – The Foundation

Since 1994, Total Herd Reporting has been the cornerstone of RAAA, remaining true to its founding principle while adapting to an ever-changing industry.

The objective of THR is to accumulate reproductive and performance data on all animals in the herd without controlling which animals will be recorded. The purpose is to report either a calving record through weaning or a reason code as to why the female did not produce a calf.

With the requirement to report all animals versus a select few, this eliminates bias toward elite animals and allows for elite animals to excel and inferior animals to be evaluated closely.

The system is designed to work for every stakeholder. The information from reporting is used to monitor overall reproductive performance, identify genetic, environmental and management areas in which to concentrate improvement efforts, assist in selection and culling decisions, and generate data for producing genetic predictions for reproductive traits.

All members are required to participate in THR and report information listed on the THR calendar.

- Report active herd inventory
- Assessments are based off herd inventory (females only)
- Report production and performance data of calves and other data points such as udder, foot and leg and body condition scores, cow weights, ultrasound, carcass data, etc.
- Report heifer exposure data (not required, but highly recommended)

All information should be reported through REDSPro or the respective worksheet. Members are encouraged to submit data electronically through the real-time web-based REDSPro database.

All herds are designated as spring- or fall-calving herds, which then determines when the above is due to the National Office. Spring calving season is Jan. 1 – June 30 and fall-calving season is July 1- Dec. 31. The herd inventory should include all females the breeder will be collecting production data on for the next 12 months.

Assessments

The assessments associated with THR are on a per-cow basis versus per calf. The annual fee ($28) includes the reporting of each calf, whether registered or not, corrections and a transfer at no additional charge provided the transfer application is received within 120 days of the date of sale. This encourages members to register and transfer all animals necessary. Be aware time periods are allotted to do so, otherwise non-compliance will be subject to an additional fee. The assessments of THR may be paid in full at the time of billing or completed in four monthly installments or less to help stakeholders manage cash flow of their operation.

Advantages

The requirement of THR has made for increasing confidence of the breed's Expected Progeny Differences. All EPDs benefit from collective data being reported, for example, Heifer Pregnancy and Stayability. These two EPDs, along with the HerdBuilder index, make Red Angus exceptional in completely describing the essential cow herd traits. The GridMaster index allows for focus on growth, feed yard performance and carcass traits while the ProS index combines the two for a full picture.

As producers in a growing world, we are continuously asking more of our cattle. The best way to improve our production is to measure further and evaluate closer.

Therefore, THR gives Red Angus stakeholders the opportunity to exceed above the rest. To stay on track with the reporting schedule and keep the herd active and in compliance, review the Total Herd Reporting calendar often. To help with this, all data requests and due dates are on Wednesdays.



RED ANGUS
RANCH TESTED. RANCHER TRUSTED.

2012 S. Post Rd
(940) 387-3502 – Fax (888)829-6069
Oklahoma City, OK 73130
data@redangus.org | redangus.org

- Instruction Key -

REGISTRATION APPLICATION

Member Number:

Name:

Address:

City, State, Zip:

D.A.C	DAM REG #	DAM DOB		CALF EID / 2ND ID		DISP	CALF ID / PFX	CALF REG #	BIRTHDATE	SEX	BWT	CE	SUSP	TEAT	BW GRP
1	2*	3		10	CALF INFO	13	14*	15	16*	17*	18	19	20	21	22**
DAM PRFX	DAM ID	DISP	REAS CD	DAM EID / 2ND ID		TWIN	MTG	CLR	HPS	REG	PRINT	NAME			
4	5	6	7	11		23*	24*	25*	26*	27*	28*	29*			
S.A.C	SIRE REGISTRATION			SIRE EID / 2ND ID		WEAN DATE		WEAN WT	WEAN GRP	FC	DAM WT		DAM HT		BCS
8	9*			12		30*		31*	32**	33*	34		35		36
TRANSFER ON ENTRY:	NAME			ADDRESS				CITY, ST, ZIP			MEMBER NO.			DATE OF SALE	
	37										38			39	

* REQUIRED Fields ** If left blank, default to 1 for code

Dam and Sire Data

1. Dam's breed association code (Blank for RAAA)
2. Dam's registration number
3. Dam's birth date (MM/DD/YY)
4. Dam's herd prefix
5. Dam's ID
6. Dam's disposal code (see list of codes)
7. Dam's reason code (see list of codes)
8. Sire's breed association code (blank for RAAA)
9. Sire's registration number
10. Calf's EID number and chosen secondary identifier
11. Dam's EID number and chosen secondary identifier
12. Sire's EID number and chosen secondary identifier
    Secondary Identifiers: **I** - tattoo, **B** - brand, **D** - DNA, **T** - dangle tag

Dam Body Condition Score

1. Emaciated
2. Poor
3. Thin
4. Borderline
5. Moderate
6. High Moderate
7. Good
8. Fat
9. Extremely Fat

Reason Codes

30. Aborted
31. Cow calved – calf not found
32. ET donor
33. ET recipient
34. Exposed and failed to conceive
35. Not Exposed and/or Moved Calving Season

Calf Data

13. Calf's disposal code (see list of codes)
14. Calf's ID/herd prefix
15. Calf's registration number
16. Calf's date of birth (MM/DD/YY)
17. Calf's sex
18. Calf's birth weight (lbs.)
19. Calving ease (**1** - no difficulty, **2** - minor difficulty, **3** - major difficulty, **4** - cesarean, **5** - abnormal presentation)
20. Udder suspension (**9** - very tight, **7** - tight, **5** - moderate, **3** - pendulous, **1** - very pendulous)
21. Teat size (**9** - very small, **7** - small, **5** - moderate, **3** - large, **1** - very large)
22. Calf's birth management group (maximum 2 characters)
23. Twin code (**1** - single, **2** - twin to bull, **3** - twin to cow, **4** - other)
24. Mating code (**1** - AI, **2** - natural service, **3** - ET, **4** - clone)
25. Color (**1** - solid red, **3** - black skin pigment, **4** - ineligible white, **5** - other, **8** - black hair coat)
26. HPS code (**H** - horned, **P** - polled, **S** - scurred)
27. Registration code (**R** - registered, **I** - incomplete/pre-registered, **C** - compute/non-registered)
28. Print certificate? (**Y** - yes, **N** - no)
29. Calf's name (maximum 28 characters)
30. Weaning date (MM/DD/YY)
31. Weaning weight (lbs)
32. Calf's weaning management group (maximum 2 characters)
33. Feed code (**1** - dam only, **2** - dam with creep, **3** - not raised by natural dam (foster, bucket, etc.))
34. Dam's weight at calf weaning (lbs)
35. Dam's height at calf weaning (inches)
36. Dam's body condition score at calf weaning (1-9)
37. Name and address of buyer
38. Buyer's member number (if available)
39. Date of sale (MM/DD/YY)

Birth to Wean – Disposal Codes

50. Born alive, died before weaning - disease
51. Born alive, died - weather incident, accident, injury
52. Calf sold after birth prior to weaning
53. Died at birth - defect
54. Died at birth - calving difficulty
55. Died - high-altitude disease
56. Stillborn

Weaning through Mature – Disposal Codes

70. Sold – Aborted
71. Age
72. Appearance
73. Calf Died
74. Disposition
75. Genetic Defect
76. Parentage - Z or B status
77. Genetic merit
78. Herd reduction - environment, budget, labor
79. Hoof condition
80. Weather event, accident or injury
81. Production/performance
82. Prolapse
83. Sickness/disease
84. Structural soundness
85. Udder quality
86. Calving difficulty
87. Sold pregnant
88. Sold - Exposed, failed to conceive
89. Sold - Open, unexposed

Go RedAngus Mobile App

Access REDSPro data on the go – including animal search, EPD search, tag lookup, planned matings, member search and account management tools – all from the convenience of your phone. Stay connected to key herd data anytime, anywhere with the Go RedAngus app.



Download for free:

Apple

Google Play

Red Angus Text Reminders

https://bit.ly/RedAngusReminders

The text reminder service will be sent for THR and basic Association reminders only, in addition to the weekly eNews, current THR and Association email reminders. No promotional texts will be sent. Do not expect more than four texts per month.

Go to the REDSPro announcements page or scan the QR code to access the sign-up link.

1. Check "Text me with news & offers" and enter your phone number.
2. Look for a text confirmation from 940-409-0777. Please check any spam folders if not received within a few hours after signing up.
3. Reply "YES" to the confirmation text.

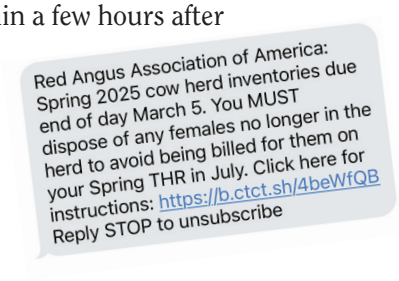

Red Angus Alley

Need a little one-on-one help navigating REDSPro?

Schedule a meeting by scanning the QR code or visiting: https://bit.ly/RedAngusAlley

To help staff prepare for the dedicated time, please make sure to fill out the short questionnaire regarding your needs and wants for the scheduled time.

Schedule a one-hour one-on-one meeting with the registration staff:

https://bit.ly/RedAngusAlley

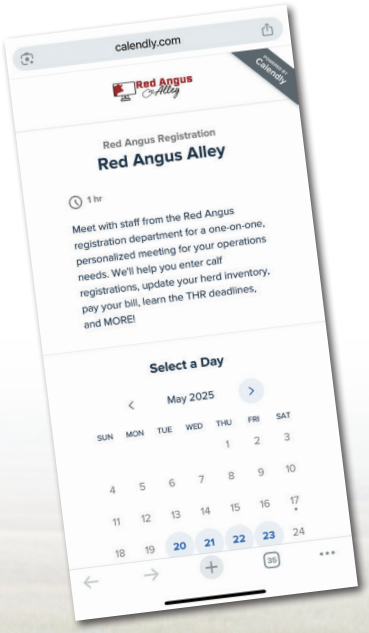



THR Workflow

RED ANGUS
RANCH TESTED. RANCHER TRUSTED.

Herd Inventory:
- Requested at the beginning of each calving season (January and July).
- This is to make sure the cows listed with RAAA are still in your herd and are expected to have calves for the current year.
- Active cows on this list will be billed THR for the year.

Weaning and Yearling Data:
- Weaning (90-310 days):
  - Required. Animals over a year old missing this data will drop to a Category 2. This can be updated any time.
  - Recommended data to collect: Dam BCS, Mature Cow Weight, DNA sample.
- Yearling (320-410 days):
  - Recommended.
  - Additional recommended data to collect during this time: Hip height, Scrotal circumference, Pelvic height, Pelvic width.

Heifer Exposure:
- This is a recommended report, there are no penalties or due date.
- This report requests if and when heifers over 16 months have been exposed to improve our Heifer Pregnancy EPD.
- This report will not place heifers into a calving season. Calving seasons are determined by the animals birthdate.

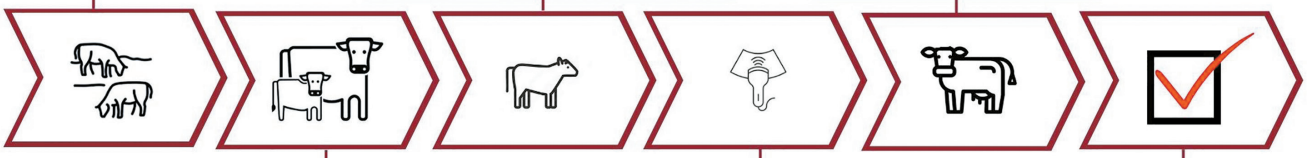

Calving Data:
This is where contemporary groups are formed!
- Total Herd Reporting requires you to report a calf or a reason for not having a calf on all active cows over the age of 16 months, every year.
- Members must report the required information on all calves (commercial, dead, and registered) or report the cows as open.

Ultrasound Data:
- Accepted between 320-410 days of age.
- Data comes directly to RAAA from the lab and is uploaded by staff. Members will receive an email when data has been uploaded and when EPDs will be available.
- Members can download raw data after upload, but will have to wait for the BOLT EPD evaluation to see EPDs generated.

Checking your data:
- Pull your herd inventory, calving, and contemporary group reports under the My Reports tab to double check your work.
- Contact us at data@redangus.org for help checking, correcting, or information on upcoming deadlines.

Permanent Identification

RAAA requires each registered animal to have a permanent ID that includes a herd prefix and unique animal ID. You may use a tattoo, brand or 840 electronic ID (EID).

- Tattoos go in the ear and must be legible and applied by weaning.
- Brands follow the same ID rules and may be placed anywhere.
- 840 EID buttons must be paired with a visual dangle tag, tattoo, brand or DNA file and use a tamper-proof 15-digit number.

Accurate identification is essential — it stays with the animal for life.

Tattoo Placement in Both Ears

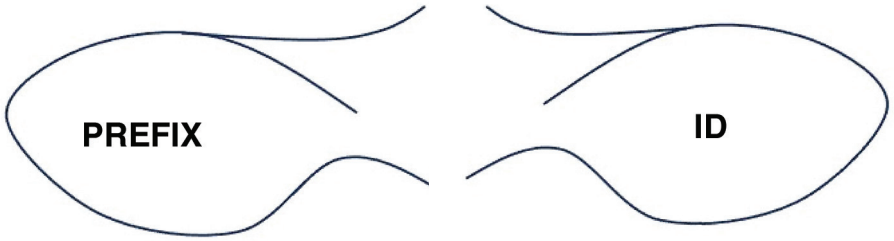

Tattoo Placement in One Ear

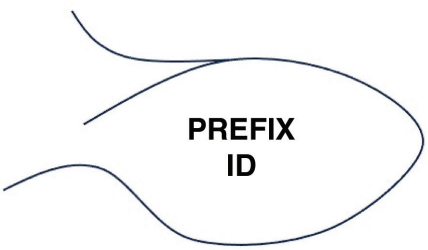

Forbidden Tattoo Placement



Online Resources

REDSPro Login
Rules & Regulations
Show Rules & Regulations
THR Calendar
Ultrasound Guidelines & Resources
How-to Guide and Video Tutorials
Offline Forms
Foot and Leg Scoring
Udder Scoring
Red Cow Alley
Animal Search
EPD Search
Planned Mating Calculator
Breeder Links
ASV Tag Search
EPD Averages
EPD Percentiles
EPD Possible Change
EPD Trends
EPD/Index Release
Rancher's Guide to EPDs
Red Cow Rally
Igenity Beef
DNA Testing
DNA Forms

How to Meet THR Requirements

Starting a Job for Calf Data

Calf data (including dead or commercial calves) or a reason code MUST be recorded each year for all active females 16 months or older. Heifers' calving season is determined automatically by the season they were born in. If the season is never updated by the member she will remain in that season (this is not dependent on the calf reporting).

1. Log into REDSPro
2. Go to Data Entry > Online > Manual Job > give this job a title, e.g., 2022 calves.
3. Choose Animal Data Reporting as the job type.
4. In the right-hand box (Preload Animals) choose Spring OR Fall Herd Inventory – depending on what calving season you are reporting for > Under the Preload Animals box you'll see two options (AS ANIMALS and AS DAMS) choose AS DAMS
5. Press start new job.
6. This should load you into a spreadsheet with your Spring OR Fall cows registration number in the far-left side of the spreadsheet (under DAM REG NMBR) and the rest of the spreadsheet should be blank.
7. Now look to the middle of the spreadsheet > find the ANIMAL ID column > this is where to start entering calf information – the calf's tag or tattoo number. From here, work your way to the right of the spreadsheet filling in as much information as you can.
8. Once all data is entered, review all errors and warnings by clicking on these specific tabs. If errors exist this must be corrected before data can be submitted. Approve warning(s) and make any necessary notes for additional task that may need to be done.
9. Click Continue to Next Steps. This will bring up a billing page to review any fees generated. Final Submit MUST be clicked for all data to be fully submitted and registration numbers generated.

A few notes:

- There are several tabs at the top of the spreadsheet (Animal, Brth Dam, Donor Dam, Wean, etc.). Each tab will open a new view to the spreadsheet for you to enter additional information.
  - For example – To enter weaning weights > go to the top of the spreadsheet, find and click on the WEAN tab.

To Register Twins

Follow the above steps on starting a job for calf data.

1. Record the first twin in the initial row the dam is loaded in.
2. Copy the dam's registration number.
3. At the bottom of the list of animals loaded into the spreadsheet, find a blank row.
4. Under Dam Reg Nmbr column > paste or type in the dam's registration number. (This cow should now be in the spreadsheet twice).
5. Input the twin's information starting at ANM ID, working your way to the right.

To Record Commercial or Dead Calves

Follow the above steps on starting a job for calf data.

1. Record the calf's information starting at the ANM ID.
   - For a calf born dead or that died after birth, choose an appropriate disposal code under the ANM DISP column.
   - For a calf born and intended to be sold commercially > fill out all information as normal > under the REG column (on the far right) choose C (Compute).

To Report Open Cows

Follow the above steps on starting a job for calf data.

1. Go to the top of the spreadsheet and click on the BRTH DAM tab (second tab from the left).
2. On the right side of the screen find the REASON CODE and REAS CD YR columns.
3. Choose the appropriate reason code and type the year it will apply to (the year she will NOT have a calf).
   - DO NOT choose a disposal code (that will remove her from your inventory)



RAAA Billing

Membership Dues

The Regular membership fee is $125, Junior membership is $25, and an Associate membership is $30 – all are billed annually in July. On your statement, it will split into two lines. This is for IRS purposes. It must be paid together in total.

1 – Membership Dues	*$95*
1 – Dues: Magazine Portion (Non-negotiable)	*$30*

THR Assessments

THR requires that all active females 16 months of age or older have a calving record or a reason code explaining why no calf was reported each calendar year. Junior members that have active dams are subject to the same requirements. **Active dams are billed $28 per head per year, based on each member's active inventory.** At the beginning of each season (spring or fall) members are requested to update and evaluate their cow inventory. The $28 billing is non-refundable if the dam dies, is culled after the deadline or does not have a calf and is not removed from the active inventory prior to the herd inventory deadline.

If you have more than 10 head, THR is billed in four installments and is based on calving season (spring or fall). If you have 10 or less head, THR is billed in full in July. Spring cows are billed starting in July and fall cows are billed starting in December.

Animals that are Category 1A, 1B or 2 are billed together and Category 3 animals are billed together.

To review the females you were billed for, log into REDSPro and view the job listed on the statement under My Accounts > View Billing History.

THR Billing Examples

Less than 10 head, all females Category 1A/B or 2:

4 – Full Spring 2024 THR Assessments Category 1A/B, 2	*$112*

Less than 10 head, all females Category 3:

2 – Full Spring 2024 THR Assessments Category 3	*$56*

More than 10 head, billed in four installments, females are Category 1A/B, 2 and 3:

12 – First 25% Spring 2024 THR Assessments Category 1A/B, 2	*$84*
3 First 25% Spring 2024 THR Assessments Category 3	*$21*

DNA

All DNA submissions must be paid in full at the time of processing before the samples can be sent to the DNA lab. The order is documented on the account and viewable in the account history with full description of the specific test(s) ordered and how many samples for each test were requested.

2 GGP-LD	*$100*
20 Parentage	*$300*

Magazine Ads and Eblast

Advertisements can be placed in the Red Angus Magazine monthly. The fee structure and placement instructions are available in the Media Kit. Fees are dependent on the frequency of advertising, if the ad is black and white or in color, and the ad size. Rates are based on camera-ready artwork. If they are not in this format, a fee may apply.

1 Page 1X Rate Magazine	*$995*

eBlasts are billed at $125 per request with a two (2) business day turnaround.

1 eBlast	*$125*
1 RUSH eBlast	*$300*

Account Finance Charges and Potential Account Inactivation

In the case of an account reaching 30 days without payment it will be assessed a finance charge. If the account balance is under $100 it will be billed a flat $15 fee. If the account balance is over $100 it will be charged a $15 fee plus 1.5%.

The finance charge is billed each month until the balance is paid in full or reaches 120 days past due. Once it reaches 120 days, the account is subject to inactivation.

Payment Methods

Payments can be made by credit card or eCheck by logging into REDSPro > My Account > Pay Account Balance. A 3% fee will be added to credit card payments.

You can view billing history by selecting the dates you would like to look at under My Account > View Billing History.

Payments can also be made by sending a check to the RAAA office. Please write your member account number on the check.

RAAA Fee Sheet

Red Angus Association of America

18335 E 103rd Ave, Suite 202 Commerce City, CO 80022
• PHONE (940) 387-3502 • FAX (888) 829-6069 • info@redangus.org • RedAngus.org

Membership * All fees due at time of submission for Junior Members and Non-Members			**Price**
Membership Join Fee			$125.00
Membership Annual Dues (billed in July)			$125.00
Membership Reactivation Fee			$150.00
Junior Membership Join Fee			$25.00
Junior Annual Dues (billed in July)			$25.00
Junior Membership Reactivation Fee			$40.00
Associate Membership (billed in July)			$30.00
Annual THR Assessments - Registration			
Females 16 mos. Of age and older (Spring as of January 1 – Fall as of July 1)			
- Category 1A, 1B & II			$28.00
- Category III, Angus Plus, HyBred, Non-registered Dam			$28.00
Embryo Transplant Registration Fee (first calf – no charge if Dam assessment paid)			$28.00
Compute charge for non-registered calf from dam not registered in RAAA			$8.00
Transfers (from Date of Sale) *The Seller is responsible for all fees			
Under 120 days			None
Over 120 days			$25.00
Female Reactivation Fees- Due at time of submission			
6 months or less (from date of disposal)			$50.00
More than 6 months (from date of disposal)			$100.00
Other Registration Fees			
Imported Pedigree (Animals registered in other Associations)			$40.00
840 EID Button Tags (Bags of 20)			$60.00
EID Button Applicator			$40.00
Rush Fee – allow 2 business days (Due at time of submission, does not apply to DNA)			$25.00
Gene Edited Animal Process Fee (per animal request)			$60.00
DNA Parentage by Affidavit (per animal registered)			Contact DNA staff
Genotype Share (per genotype with a $50 min and $1000 max)			$1.00
Export Document			$25.00
Request for personalized data search (per hour – 1 hour minimum)			$50.00
Protest Fee (Ref: Section I-DNA Typing Resolution/Section J – Show Rules			$500.00
DNA – Semen, Hair, Blood or TSU (unless otherwise specified)			
Sample Processing Fee	Additional to test fee	$5.00 (Hair)	$2.00 (Semen)
DNA Kits (Blood or Hair) Ordered from the National Office			$1.00/Card
Tissue Sampling Unit – TSU	***Minimum of 10 per order**	**Applicator $90*	$30 (box of 10)
Test Name	**Description**	**Added to GGP**	**Price**
AM	Arthrogryposis Multiplex - Curly Calf		$20.00
CA	Contractural Arachnodactyly - Fawn Calf		$20.00
DD	Developmental Duplication	$20	$25.00
MA	Alpha-Mannisodosis		$20.00
NH	Neuropathic Hydrocephalu - Waterhead	$10	$20.00
OS	Osteopetrosis - Marble Bone		$20.00
DM	Double Muscle – M1	$20	$25.00
Black	Black/Red Gene Carrier		$15.00
BVD	Bovine Viral Diarrhea	$6	$8.00
Parentage (On File)	**Required on all sires & Donor Dams - Verifies individual to parents**		$15.00
GGP-LD (100K)	Includes genomic data, parent verification, OS and MA testing		$50.00
LD Defect Bundle	Everything included in GGP-LD (100K) + DD, NH, CA and AM defects		$95.00
GGP-ULD (30K)	Includes genomic data and parent verification		$35.00
Igenity Beef	For Commercial Animals Only		$30.00

REDSPro Basics

My Account

- Update account information here (address, phone number, email, etc.)
- Billing/Payment: Pay account balance via credit card or eCheck. American Express cards are not accepted. View account billing history by month and year.
- Monthly Statement: Generate monthly statements for a given month. Opt out of receiving your monthly statements in the mail.

Announcements

- Updated frequently:
  - Upcoming deadlines
  - Useful links
  - Helpful documents for reference
- REDSPro user tutorials are individually linked here
- EPD evaluation calendar available at the bottom

Association Business

- Houses the following documents:
  - Strategic Plan
  - Bylaws
  - Board of Directors Meetings minutes

Data Entry

- This is the hub for registrations, transfers, herd inventories and any other herd reporting.
- **Online Page:** Main data entry screen. See our How-To Guide tutorials like how to register a calf, transfer an animal and update your herd inventory for more information on this tab.
- **Job Upload:** Used for uploading files from third-party data softwares, such as CattleMax or CowSense. See our tutorial video titled "Uploading External Files (Excel, Cow Sense etc.)"

Data Search

- Animal Search allows you to search for any animal within the database by registration number, ID and prefix or other set criteria.
- Member Searches for RAAA members using different parameters
- EPD Search finds animals within EPD ranges
- ASV Tag Search function pulls up Certificates of Compliance for producers and their animals in either the Angus Access or Allied Access tag programs
- Planned Mating generates the estimated EPDs for a potential calf out of two registered parents
- EPD stats links back to the Red Angus website for the current sire, dam and non-parent average EPDs

Herd Reports/Downloads

- **My Reports:** Generate a list of animals in your inventory by selecting a group of animals from the left list and a report from the right list. Can be viewed or downloaded
- **Create Report:** Create custom reports based on specific criteria based on need. The custom report will show up on the right side in My Reports.
- **My Groups:** Manage and utilize custom groups you have created using the Create Group function.
- **Create Group:** Create a custom group using the criteria here or just by pasting a list of registration numbers.
- **Trends:** Graphs showing genetic trends in your herd
- **File Download:** Download Excel or Pro Extract files for use with 3rd party data management programs. These files can be used for upload back into REDSPro.
- **Form Download:** Download a PDF of an animal's certificate. Also use this tab to download PDF copies of your THR reports if you prefer to do them on paper.



Red Angus Video Tutorials

Access Red Angus tutorials at: https://bit.ly/RAAATutorials

The Red Angus tutorials features step-by-step instructions and interactive videos to help you complete key processes like registrations, ownership transfers, Total Herd Reporting and DNA submissions. It's a handy, time-saving resource for members at any experience level. Access the tutorials anytime for quick, reliable support.

Account Management









Data Entry























Data Searches



DNA Tools







Reports and Downloads





















GoRedAngus Mobile App



Total Herd Reporting















The Nuts and 'BOLT' of EPDs

As a new member, we want to help you understand the basics of genetics and Expected Progeny Differences so you can make smart decisions for your herd. Our goal is to help you maximize the effectiveness of breeding decisions in your herd, increasing genetic gains and profitability.

What are Expected Progeny Differences

EPDs are tools that help us predict how an animal's offspring will perform relative to another animal's offspring. Forming the foundation of genetic selection, EPDs represent the genetic potential of an animal for a specific trait, such as growth. Let's break down the parts of an EPD to understand how to read them better.



A. EPD Value

This is the top number you'll see listed under a trait, in this case Average Daily Gain, or ADG. This value represents the difference that we expect in the animal's offspring compared to others. These values are typically displayed in the units they represent and do not have a set range.

B. EPD Accuracy

Unlike the EPD Value, accuracies always range from 0 to 100, representing a % accuracy. EPD accuracies increase linearly based on the heritability of the trait in question and the number of records used to estimate the EPD value. As we collect more data, we can be more confident of the genetic potential of a parent animal.

C. EPD Rank

This value shows how an animal ranks compared to the rest of the breed, from 1% (best) to 99% (lowest). An animal in the 10th percentile or 10% indicates that this animal is expected to perform more desirably than 90% of the breed for that trait. Lower percentiles are more desirable.

EPD Traits & Selection Indexes

Now that we are familiar with what makes up an EPD, let's take a look at the traits that are tracked in the accompanying Red Angus Guide to EPDs and Indexes.

Use selection indexes if you want to select cattle using more than one EPD at a time. Selection indexes can be thought of as a weighted average of traits, combining multiple traits into a single value – like a genetic GPA. Because the index is a combination of multiple EPD values, there is no corresponding EPD accuracy. Producers should take care to check the accuracy of the individual traits that go into the index.

EPD Blanking Initiative

Starting in 2024, RAAA began blanking EPDs that do not have enough accuracy to be considered useful for selection. This initiative is designed to achieve the following goals:

1. Encourage data submission
2. Encourage genotype submission
3. Limit the marketing and selection of unproven animals

Further, if one EPD in a group is blanked, all traits in that group are blanked including their associated index values. To prevent matings that will result in blanked EPDs, use RAAA's Planned Mating Calculator to generate Parental Average EPDs for next year's matings. The Planned Mating Calculator is programmed to blank any EPDs that will not be displayed when the calf is registered. EPD groupings are as follows:

Trait Group	Traits Included	Minimum Accuracy
Growth	BW, WW, YW, ADG	15%
Intake	DMI	5%
Carcass	Fat, CW, REA, MARB, YG	5%
Calving Ease	CED, CEM	5%
Maternal Traits	Milk	1%
Not Blanked	ME, HPG, STAY	N/A

Blanked traits will only display the accuracy number where the EPD should go, and the numbers will be displayed in red. To unblank an EPD, submit performance records on calves and parent animals for the trait that is blanked. If performance records have been added and EPDs are still blanked, submitting DNA to genotype the animal will automatically unblank all EPDs once test results are completed and uploaded.

Red Angus Guide to EPDS and Indexes

ProS... Profitability and Sustainability is an all-purpose index that predicts average economic differences in all segments in the beef supply chain. This index is a combination of the breeding objectives modeled in the HerdBuilder and GridMaster selection indexes. In this index, replacement heifers are retained from within the herd and all remaining progeny are fed out to slaughter and sold on a quality-based grid. Traits included in this index include CED, ADG, HPG, STAY, MW, DMI, CW, MARB, REA and Fat.

Index | Dollars per Head | Higher Value

HB ..... HerdBuilder is a maternal selection index that predicts the economic differences of animals for traits that are important from conception through weaning.

HB is calculated based on the scenario that bulls are mated to heifers and cows, replacement heifers are retained and all remaining progeny are marketed at weaning.

This index is a combination of CED, CEM, WW, Milk, MW, HPG and STAY.

Index | Dollars per Head | Higher Value

GM..... GridMaster is a selection index that predicts the average economic difference of non-replacement calves through the post-weaning phase of production.

GM places selection pressure on growth, feed yard performance and carcass traits.

GM is calculated based on the scenario that progeny are fed out to slaughter and marketed on a quality-based carcass grid. This index is a combination of ADG, CW, DMI, MARB, Fat and REA.

Index | Dollars per Head | Higher Value

CED.....Calving Ease Direct predicts differences in the percent of calves born unassisted out of 2-year-old dams. **Percent | Higher Value**

BW.....Birth Weight predicts differences in actual birth weight of progeny. **Pounds | Lower Value**

WW.....Weaning Weight predicts differences in 205-day weaning weight. **Pounds | Higher Value**

YW.....Yearling Weight predicts differences in 365-day yearling weight. **Pounds | Higher Value**

ADG.....Average Daily Gain predicts differences in weight gain between 205 and 365 days of age. **Pounds | Higher Value**

DMI.....Dry Matter Intake predicts differences in daily feed intake as measured in a feedlot during the post-weaning period. **Pounds | Lower Value**

MILK.....Milk predicts differences in weaning weight attributed to the milking ability of the animal's daughters. **Pounds | Higher Value**

ME.....Maintenance Energy predicts the difference in maintence energy requirements. **Mcals per Month | Lower Value**

HPG.....Heifer Pregnancy predicts differences in the percent of daughters who are able to conceive and calve at 2 years of age following exposure to breeding. **Percent | Higher Value**

CEM.....Calving Ease Maternal predicts differences in the percent of daughters who are able to calve unassisted as 2-year-old heifers. **Percent | Higher Value**

STAY.....Stayability predicts differences in the ability of an animals' retained daughters to remain productive in the herd – calve every year – through 6 years of age. **Percent | Higher Value**

MARB....Marbling predicts differences in marbling score – amount of intramuscular fat measured at the 13th rib. **Marbling Score Units | Higher Value**

YG ..... Yield Grade predicts differences in USDA Yield Grade, which is calculated using CW, REA and Fat. **Yield Grade Units | Lower Value**

CW.....Carcass Weight predicts differences in actual hot carcass weight. **Pounds | Higher Value**

REA.....Ribeye Area predicts differences in square inches of ribeye area measured at the 13th rib. **Square Inches | Higher Value**

FAT.....Fat predicts differences in the depth of backfat measured between the 12th and 13th ribs. **Inches | Lower Value**



EPD Update Schedule

For Regular (R Status) and Compute (C Status) registrations, a Parent Average (PA) EPD is displayed immediately after registration. PA-EPDs are calculated as half Sire EPD + half Dam EPD for the given trait. PA-EPDs are interim values and have a 5% accuracy, so should be used carefully. EPDs update weekly on Tuesday, but it will take 9-14 days for a newly registered animal to fully cycle through the BOLT evaluation and have their PA-EPD replaced with an EPD that considers their own performance records.

BOLT EPDs

To guarantee inclusion in the weekly BOLT evaluation, data must be Final Submitted by Sunday. Results are available 9 days later on the following Tuesday. Data is only pulled once a week and is only updated once a week. See the calendar below for an example.

Sunday	Monday	Tuesday	Wednesday	Thursday	Friday	Saturday
1	2	3	4	5	6	7
Last day to Final Submit data for weekly BOLT evaluation. Data submitted 24th - 1st included.						
8	9	10	11	12	13	14
Last day to Final Submit data for weekly BOLT evaluation. Data submitted 2nd - 8th included.		Updated EPDs available from BOLT evaluation. Data from 24th - 1st included.				
15	16	17	18	19	20	21
Last day to Final Submit data for weekly BOLT evaluation. Data submitted 9th - 15th included.		Updated EPDs available from BOLT evaluation. Data from 2nd - 8th included.				
22	23	24	25	26	27	28
Last day to Final Submit data for weekly BOLT evaluation. Data submitted 16th - 22nd included.		Updated EPDs available from BOLT evaluation. Data from 9th - 15th included.				
29	30	31				
Last day to Final Submit data for weekly BOLT evaluation. Data submitted 23rd - 29th included.		Updated EPDs available from BOLT evaluation. Data from 16th - 22nd included.				

RedAngus.org > REDSPro Login > Announcements

Special Cases

a. Missing some EPDs but not others? Some EPDs update quarterly, instead of weekly. If your animal has been registered between runs, these EPDs are likely blank. These EPDs currently include Heifer Pregnancy (HPG) and Maintenance Energy (ME), but are subject to change in the future.

b. While a dam or sire is not always required for registration, animals without a dam, sire or a genotype on file with RAAA will not receive EPDs.

c. Foreign (F Status) Registrations: F status animals will NOT receive Parent Average (PA) EPDs. Even if the parents of the imported animal have been imported previously and have EPDs displayed, the system is not programmed to calculate PA-EPDs on F status animals. Because of this, F status animals will not have EPDs for the first 9-14 days of their registration, when the evaluation returns EPD values that consider their performance data and pedigree.

IGS – The Beef Industry's Largest Evaluation

An Unprecedented Collaboration

In the breed association world, the level of collaboration has been somewhere between barely breathing and dead. That said, few if any commercial producers would disagree that our industry would be better served through increased levels of collaboration.

IGS is an outgrowth of listening to the commercial industry.

Unrivaled Database

The IGS database is fueled by data from nearly 20 progressive organizations from around the globe, with a combined 20 million animal records.

Proven Genetic Evaluation

Based on three decades of continually improving the genetic evaluation system to accurately account for heterosis and breed differences, the EPD calculation system employed by IGS is the nation's most respected genetic solution software.

Vision:
International Genetic Solutions (IGS) delivers the best objectivity described, user-friendly and science-based genetic predictions to enhance the profitability of beef cattle producers.

Simplified Selection Tools

While the process of calculating EPD on the world's largest multi-breed database is complex, IGS partners have taken a revolutionary step by presenting the resulting EPD on a common base; thus, allowing commercial producers to directly compare the genetic merit of animals regardless of breed composition. Whether of your breeding objective is to develop the next generation of purebred seedstock or reap the proven benefits of structured crossbreeding, IGS provides the industry's most reliable genetic solution tools to assist in achieving producers' goals.



DNA Sampling and Testing



Requirements

- All sires are required to have DNA on file (parentage).
- All donor dams are required to have DNA on file (parentage).
- You can check to see if an animal has DNA on file by logging into REDSPro and checking on the animal's Genetic Detail Status on its REDSPro profile if results are listed.

Submitting Samples

- Order blood, hair or TSU kits from Red Angus National Office.
- Download DNA order form from RedAngus.org and fill it out.
- Send the order form, payment and samples back to the Red Angus National Office.



Lab Processing and Results

- The average results turnaround is four to six weeks (depending on the season) from the day you receive the Sample Processing email.
- Busy season is September through April.
- Defects:
  - Free – The animal has been tested and is free of the defect e.g., OSF, MAF, DDF, CAF, NHF or AMF
  - Carrier – The animal has been tested and is a carrier of the defect e.g., OSC, MAC, DDC, CAC, NHC or AMC. Please note that if you retain this animal in your herd you will have to test all progeny to obtain an intervening free animal.
- "Qualified" indicates that the parent registration # listed has been confirmed and verified through the DNA test and IS the parent.
  Qualified = Match
- "Excluded" indicates that the parent registration # listed does not verify through the DNA parentage test to be the correct parent
  Excluded = Not a Match
- Retries (re-comparisons) can be completed on excluded animals. Please respond back to the results email with different parent option by registration numbers. Please note this can take around five business days to complete.
- Parentage results are posted on Wednesday and Friday afternoons, along with any pedigree corrections for registered animals. The GGP logo will load the following Wednesday onto the pedigree. See chart for the EPD calculation timeline on page 24.
- If you submitted an animal without a registration number for DNA testing and it now has a registration number, please be sure to let the DNA department know. If this is not communicated, the DNA will not connect to the animal's pedigree.



General Notes

- Samples can fail testing. If your sample fails to test you will need to recollect a sample and submit a new order. RAAA recommends the second sample be a different type than the sample that failed. This includes resubmitting payment.
- Collecting good samples gives you the best chance of results. Please see the sample collection video.
- DNA Registration Holds and Meanings
  - Z – A required parent does not have DNA on file
  - B – There is an exclusion in the pedigree
  - U – Genetic defect hold, needs testing to resolve

Genetics-Based Opportunities

Igenity® Beef

Build a better cow herd with stronger selection tools

Igenity® Beef is the first genomic profile designed for crossbred commercial cattle. This tool utilizes DNA to rank cattle on traits with high impact to productivity to predict genetic merit in both heifers and steers.

Igenity Beef results provide a 1-10 ranking on 17 maternal, performance and carcass traits along with parentage. Cow-calf producers with this tool can make confident decisions about the heifers they retain and develop for their breeding herd.

Take your herd to the next level:

1. Contact RAAA to order testing kits.
2. Collect samples: Blood or tissue samples required for testing. Hair samples will not be accepted.
3. Submit DNA samples, completed order form and payment to RAAA.
4. The RAAA DNA department will email out your results at the completion of testing.

RED ANGUS
RANCH TESTED. RANCHER TRUSTED.

Order test kits by contacting the DNA Department:
940-387-3502, Ext. 8 • dna@redangus.org



Heifers with an Igenity Beef profile can be verified for Red Choice at no additional cost.

Get involved in the
RED COW Rally

The Rally research collaboration between RAAA and Neogen is designed to increase phenotypic data collection and submission for mature weights, body condition scores and genotypes on Red Angus females. Female genotype and phenotype information helps to improve genetic predictions and overall data on your Red Angus herd.

This is a really great opportunity to receive genotyping at a reduced rate.

TO ENROLL: RAAA DNA Department
940-387-3502, Ext. 8 • dna@redangus.org

RED ANGUS
RANCH TESTED. RANCHER TRUSTED.

NEOGEN®



Marketing Programs That Deliver Value

One of the most valuable tools available through the RAAA is its suite of value-added programs.

At the heart of these efforts is the Angus Access program – the longest-running USDA Process Verified Program in the beef industry.

Trusted for three decades, Angus Access verifies age, source and genetics, adding value and traceability to Red Angus-influenced calves.

Since its inception in 1994, the program has enrolled more than 3.6 million head, helping producers differentiate their cattle and access premium markets.



To support these programs, RAAA's commercial marketing team works directly with commercial cow-calf producers to improve marketing options for Red Angus-influenced feeder calves.

They also collaborate with feedyards and packers to build awareness of Red Angus genetics and their advantages in gain, efficiency, carcass merit and long-term profitability.

The team also helps producers navigate enrollment, verification and market outreach – offering personalized support to make participation as simple and effective as possible.

Whether you're selling through a video auction, backgrounding calves or managing retained ownership, their expertise ensures you're not leaving dollars on the table.

ANGUS ACCESS™

In addition to certification, RAAA offers an array of marketing services such as feeder calf listings, online sale platforms and value-added verifications in partnership with IMI Global.

Whether you're building replacement females, marketing load lots or targeting niche claims like NHTC or grass-fed, the Association's tools are designed to simplify and streamline the process.

From ranch to rail, Red Angus continues to deliver value.

RED ♀ CHOICE

Use Red Choice to improve heifer development, increase marketing opportunities for Red Angus females and create reliable sources of high-quality replacement heifers for cattle producers.

Red Choice Requirements
- Heifers Enrolled in a Red Angus Value-Added Program
- Vaccination Protocol
- Pelvic Measurement/Tract Score
- Phenotypic Assessment
- Planned Mating to Eligible Sires
- Pregnancy Exam

To learn more about Red Choice and how to enroll heifers, visit RedAngus.org.

RED ANGUS
RANCH TESTED. RANCHER TRUSTED.

Producers can put premium Red Choice females to work in their herd with the confidence these females have been managed and raised to the highest quality standards possible.



Heifers with an Igenity Beef profile can be verified for Red Choice at no additional cost.

RED ANGUS VALUE-ADDED PROGRAMS

How to Enroll in Angus Access & Allied Access

1. Contact the Red Angus value-added department at **940-477-4593** and complete a short supplier enrollment questionnaire over the phone. RAAA staff will ask general management, animal identification and breeding questions. If needed, the producer may be asked to supply additional documentation on breeding such as semen receipt, lease agreements or information on purchased females.
2. After all documentation is recorded, staff will ship the tags directly to the producer who must tag the calves before they leave the ranch of origin – birth, branding, preconditioning, weaning or before loading on the semi.
3. The producer will receive a customer enrollment agreement to fill out and return to RAAA with a copy of their calving records.
4. Staff will issue the USDA-approved Certificate of Compliance upon receiving the customer enrollment agreement and calving record.

Dangle Tags
$1.30 each

EID Only
$2.20 each

EID Combo Sets
$3.30 each

ANGUS ACCESS

- **Traceability to at least 50% Red Angus genetics**
- **Source verified to ranch of origin**
- **Group age verified**

No enrollment fee, just the cost of your program tag choice.



GENETICS
AGE
SOURCE

ALLIED ACCESS

- **Source verified to ranch of origin**
- **Group age verified**

No enrollment fee, just the cost of your program tag choice.



AGE
SOURCE

Angus Access is the first steps in differentiating your cattle to buyers, feedlots and packers.

Experience industry-leading return on investment for just the cost of an ear tag – with no enrollment fees.

The Red Angus Association of America marketing team offers assistance to Red Angus bull customers at no charge.

Visit RedAngus.org for contact information.

Red Angus Marketing Assistance

- **Angus Access** (Yellow Tag)
- **Allied Access** (Green Tag)
- **Premium Red Baldy** (White Tag)
- **American Red** (Blue Tag)
- **Feeder/Fat Cattle Show List**
- **Stockyard**
- **Calendar of Events**
- **Red Angus FeederFax**



RED ANGUS
RANCH TESTED. RANCHER TRUSTED.
RedAngus.org • 940-477-4593

Value-Added Marketing Assistance

Red Angus Stockyard Listing
Stockyard is an online listing of commercial cattle, frozen genetics and registered cattle that is searchable by state. Stockyard listings are also posted in the Red Angus Stockyard Facebook group.

Red Angus Show List
The Show List is an online listing of Red Angus-influenced feeder and finished cattle that is searchable by state. Show List entries are also posted in the Red Angus Stockyard Facebook group.

FeederFax
This free eBlast goes to buyers and feeders with information on Red Angus program cattle that are selling. Request a FeederFax by checking the FeederFax box when submitting a Show List listing.

FeMail
FeMail is a free eBlast to buyers with information on commercial females that are selling in load lots. Request a FeMail by checking the FeMail box when submitting a Show List listing.

Starting a Feeder Calf Sale
The commercial marketing team works alongside seedstock producers and sale barn managers to create extra demand for red-hided cattle through specialized sales. The team has created a how-to guide to provide guidance in preparing for a feeder calf sale.

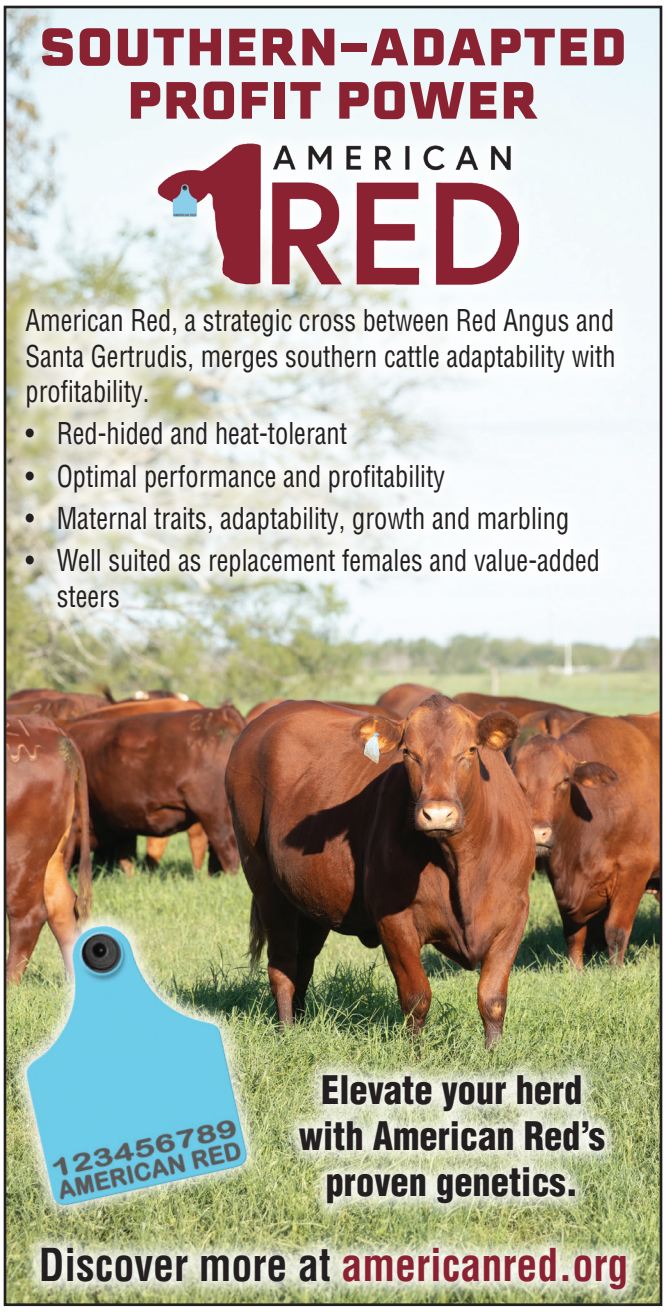

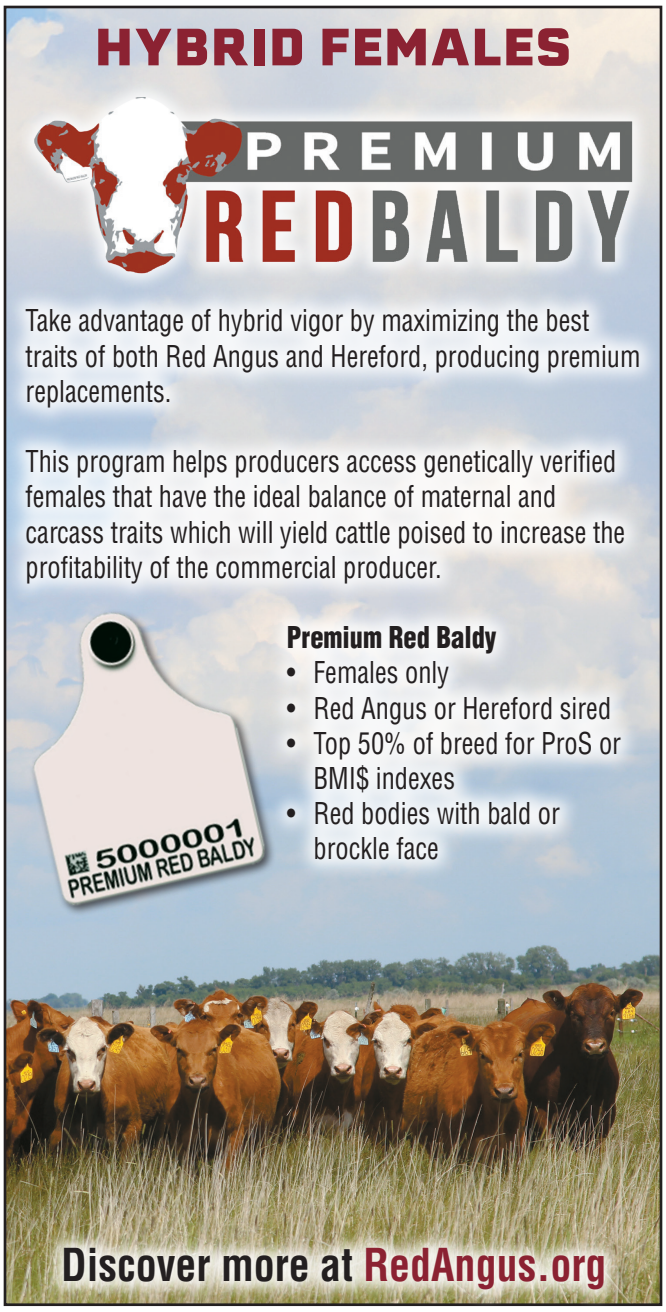

Sale Promotion Resources

Red Angus Magazine
Reach more than 12,000 Red Angus stakeholders and members on the pages of the magazine published 10 times a year. See the media kit for sizes, pricing, ad specs and other details.

Private Treaty Sale Listing
List your name and contact information in the magazine in the Private Treaty Listing.

Sale Planner
The Sale Planner hosts many valuable tools to help members prepare their catalog.

Sale Catalog Data Extracts
Through the REDSPro system, members can pull data extracts to prepare production sale catalogs. To pull data, log in to REDSPro > Herd Reports/Downloads > My Reports. Select your group or place registration numbers in the Quick Group option, then select the report SCDE limited version or SCDE/Pedigree. You can download the data as a .csv, .xlsx spreadsheet or choose a Word template for two- or three-generation formatted data.

Catalog Inserts
Catalog Inserts are premade PDFs of RAAA programs downloadable in various sizes. This is a great resource to fill extra pages in your catalog while providing valuable information for your customers.

Terms and Conditions
Download a PDF of the Red Angus Sale Terms and Conditions or include the URL link in your catalog for easy access for your customers.

Sales eBlasts
Sales eBlasts are a popular option to connect with customers, reaching more than 4,200 Red Angus buyers. Details are in the media kit.

Red Angus Calendar
Post your sale date at no cost on the Red Angus Calendar and in the Red Angus Magazine. Submit online.

Digital Media
RAAA offers several digital promotional options including website leaderboards and ads, eNews banners and a link to your online catalog on your calendar entry. Visit the media kit to review options and pricing.

Red Angus Stockyard Facebook Group
Approved group members may post in the public Red Angus Stockyard group at no cost.

Breeder Directory
Maintain a presence with your contact information in each Red Angus Magazine. See the media kit.

Breeder Links
Keep your digital business card in front of customers on the website. Breeder Links are searchable by state. See the media kit for pricing.

Buyers List
Purchase a list of Red Angus members, magazine subscribers and active bull buyers to beef up your mailing list. Various options from $100, $200 or $350. Download the request form at https://bit.ly/RAAA-MailingListRequest

Calving Books
Keep your information in your customers' hands – literally. Calving books with your customized cover make a great customer gift. Orders are placed annually in the fall.



Learn from the Best

The Learn from the Best program utilizes the knowledge and insights held by successful producers and industry specialists to equip and empower participants to advance their own operation. From the pool of applications, 24 individuals and/or couples will be selected to be part of annual Learn from the Best cohort.



The Learn from the Best program is comprised of nine sessions: eight virtual and one in-person. The virtual sessions will be held via Zoom 6-7:30 p.m. MST on the third Wednesday of each month from September to April.

The preparation material will be available in Google Classroom at least one week before each session. The in-person session, held at the National Red Angus Convention, will serve as a capstone experience and provide an opportunity to interact with many of the presenters face to face.

All participants, past and present, are invited to attend the Learn from the Best reception and leadership session at the Red Angus National Convention each year. Additionally, participants will have the opportunity to register and participate in the Learn from the Best Alumni Conference.

Applications must be received by Aug. 1. The cohort members will be announced Aug. 15.

You must be a member in good standing to apply.

Participants selected for the cohort will be billed $150 registration fee to their RAAA account upon agreement to participate in the program.

Interested members can scan the QR Code or click this link to apply: https://bit.ly/Learn-FromTheBestEnroll

State or Regional Affiliates

Many states and regions have an affiliate association to support Red Angus breeders in their area. RAAA recommends joining your affiliate to meet other breeders and stay abreast of Red Angus events in your area.

To locate an affiliate association, scan the QR code or click the link https://bit.ly/RedAngusAffiliates.

Affiliate Grant Program

The Affiliate Grant Program supports state and regional Red Angus affiliates in promoting the breed to commercial cattle producers across the country. Funded by the RAAA, this initiative helps expand the national reach by providing financial assistance for creative, locally driven marketing and outreach efforts.

A total of $15,000 is typically allocated per fiscal year, with grants awarded on a first-come, first-served basis. No single affiliate may receive more than 20% of the total budget during the first six months. If funds remain after Jan. 1, affiliates who already received funding may reapply for additional support.

To qualify, affiliates must submit applications at least one month before the project deadline and notify RAAA of their intent to use funds by January 1.

Projects must align with the RAAA national ad campaign or receive prior approval, and may not include food, drinks, breeder directories or RAM ad placements.

Grant requests typically cover up to 50% of total project costs, with final funding decisions made by the RAAA Board. Activities must focus on promoting Red Angus to commercial cattlemen and furthering the goals outlined in the RAAA Strategic Plan.

Projects that promote individual breeders will not be approved.

This program allows affiliates to extend the national message into new regions and venues, especially through print advertising in publications not already used by RAAA, helping grow the breed's visibility and influence nationwide.





Hershey, Pennsylvania
September 15-17, 2026

For 73 years, the National Red Angus Convention has been an opportunity for producers, breeders, affiliates and industry partners to come together from across the country and celebrate the Red Angus breed.

Register

for National Red Angus Convention at RedAngus.org starting summer of 2026. Complete schedule and room reservation information will be available at that time.

Schedule

Tuesday, Sept. 15

RASF Golf Tournament, Kick-Off Social & Trade Show, RASF Dummy Roping Contest

Wednesday, Sept. 16

Commercial Cattlemen's Symposium & Workshop Sessions, Ladies' Symposium, Award Presentations, Trade Show, RASF Pick of the Herd and Auction

Thursday, Sept. 17

Steve Andras Prayer Breakfast, Keynote Speaker, Association Business and Committee Reports, Awards Presentations, Elections

Contact Samantha Murnin
to be a convention sponsor
or secure space in the trade show.
samantha@redangus.org
970-318-6551



RED ANGUS
RANCH TESTED. RANCHER TRUSTED.

RED ANGUS
STAKEHOLDERS FOUNDATION

MISSION

To support activities improving the Red Angus breed to develop a higher degree of efficiency in Red Angus ranching and related agricultural pursuits by supporting youth, research and development, educational and charitable programs.

CHARITABLE ORGANIZATION

The Red Angus Stakeholders Foundation is organized under IRC section 501(c)(3). The Foundation's tax identification number is 93-2970683. Upon receipt of IRS determination of tax-exemption as a charity, all donations, whenever made, will be eligible for tax deduction. It is comprised of three separate funds (restricted and unrestricted), and contributors may specify which fund they wish to support.

JUNIOR RED ANGUS



This restricted fund supports Red Angus youth programs. Most distributions shall be directed to the Junior Red Angus Association. Its assets shall be used only for youth programs. Distributions from the long-term investment will be income only unless required to conform to IRS minimum distribution rules.

RESEARCH & DEVELOPMENT



This is also is a restricted fund that shall be used for scientific research, development and related education for the long-term improvement of the Red Angus breed. Distributions may invade the corpus of the fund.

GENERAL FUND



The General Fund is composed of unrestricted donations. As such, it may be used for any charitable purpose authorized by the Code. Distributions from the General Fund to the Junior Red Angus Fund or the Research and Development Fund are permitted. However, such a distribution will change the character of the funds from unrestricted to restricted.

For more information, please contact:

RED ANGUS
STAKEHOLDERS FOUNDATION
940-387-3502

Can we count on you?

Scan and Donate Today









RED ANGUS Remarks
THE PODCAST

Red Angus Remarks –
The only podcast dedicated solely to
Red Angus!

Scan the QR code or open
your favorite app to listen now!

From Birth to Branding — Keep Every Calf on Record

Preorder your Red Angus calving books today!

Built by ranchers, for ranchers, these all-weather calving books help you track the data that matters. Each book includes space for 500 calves plus pages for bull inventory, treatments, preg checks and more.

Waterproof. Tear-proof. Pencil, pen and marker friendly.

Choose Your Cover:
- **RAAA Official Design – Easy and affordable** (order any quantity)
- **Custom Cover – Promote your ranch or business**
  (150-book minimum, additional books in 50-book increments)

Books ship by mid-December.
Deadline to reserve your calving books: September 1

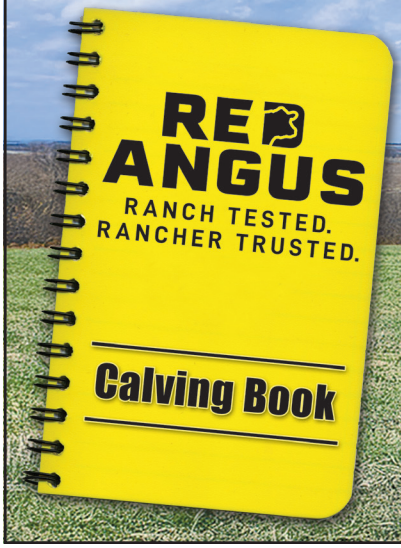

Reserve your customized Red Angus calving book:

https://bit.ly/OrderRedAngusCalvingBooks



For more information:
Value-Added Department
940-477-4593 • Fax: 888-829-6052
tags@redangus.org

Udder Scoring – Suspension & Teat Size

Red Angus' two-score system allows for the separate evaluation of udder suspension and teat size.

Teat size scores are subjective assessments of teat length and circumference and range from 9 (very small) to 1 (very large). Use the following guidelines when collecting udder score data:

- Udder scores should be taken within 24 hours after calving.
- Use a cow's "weakest" quarter to score teat size and udder suspension.
- Age of the female should not be factored into her scores.
- It's best if the same person scores all females in each management group.

Udder Suspension			Teat Size		
Score	Description	Example	Score	Description	
9	Very Tight	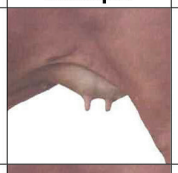	9	Very small	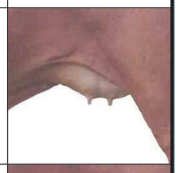
7	Tight	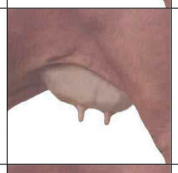	7	Small	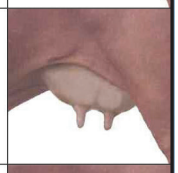
5	Intermediate/moderate	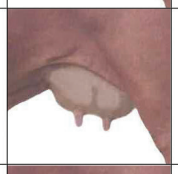	5	Intermediate/moderate	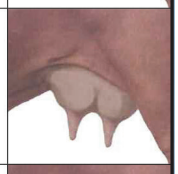
3	Pendulous	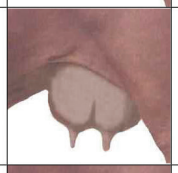	3	Large	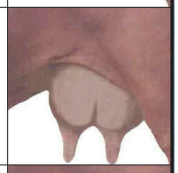
1	Very pendulous, broken floor	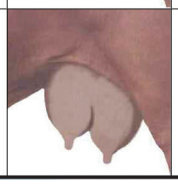	1	Very large, balloon-shaped	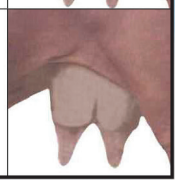

Foot and Leg Scoring Reference

CLAW SHAPE Reference: Shape (primarily curl) and uneveness of the claw set.

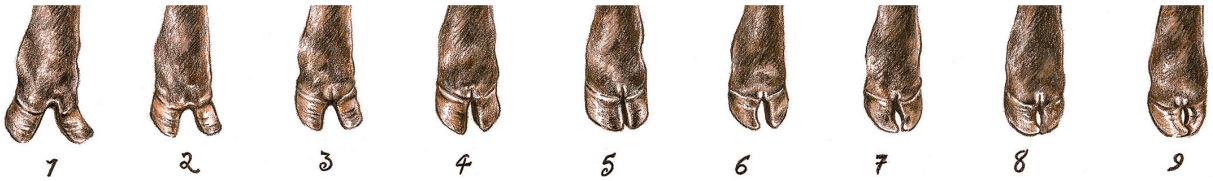

1 2 3 4 5 6 7 8 9

Open Divergent — Desirable — Scissor Claws

FOOT ANGLE Reference: Strength of pastern, depth of heel and length of foot.



1 2 3 4 5 6 7 8 9

Steep Feet Angle — Desirable — Shallow Feet Angle

REAR LEG SIDE VIEW Reference: Angle measured at the front of the hock.

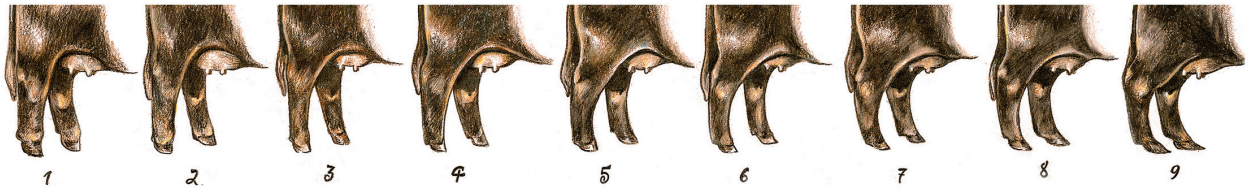

1 2 3 4 5 6 7 8 9

Straight Rear Leg — Desirable — Sickle Hocked Rear Leg

Body Condition Scoring

Body condition scoring is an effective tool to estimate a cow's body fat and energy reserves, using a scale from 1 (emaciated) to 9 (obese).

Cows that calve in a BCS of 5 or higher tend to breed back sooner, produce more vigorous calves, and deliver higher-quality colostrum.

Recording scores 60–90 days before calving allows time to adjust nutrition if needed. Additional scores at calving and weaning provide valuable benchmarks.

Weaning-time BCS, when paired with cow weights, also helps calculate adjusted mature cow weights – an important metric for evaluating cow efficiency and maintaining optimal herd performance across production stages.

BCS: 1 The cow is severely emaciated and physically weak with all ribs and bone structure easily visible. Cattle in this score are extremely rare and are usually inflicted with a disease and/or parasitism.
BCS: 2 The cow appears emaciated, similar to BCS 1 described above, but not weakened. Muscle tissue seems severely depleted through the hindquarters and shoulders.
BCS: 3 The cow is very thin with no fat on ribs or in brisket and the backbone is easily visible. Some muscle depletion appears evident through the hindquarters.
BCS: 4 The cow appears thin, with ribs easily visible and the backbone showing. The spinous processes (along the edge of the loin) are still very sharp and barely visible individually. Muscle tissue is not depleted through the shoulders and hindquarters.
BCS: 5 The cow may be described as moderate to thin. The last two ribs can be seen and little evidence of fat is present in the brisket, over the ribs or around the tail head. The spinous processes are now smooth and no longer individually identifiable.
BCS: 6 The cow exhibits a good smooth appearance throughout. Some fat deposition is present in the brisket and over the tail head. The back appears rounded and fat can be palpated over the ribs and pin bones.
BCS: 7 The cow appears in very good flesh. The brisket is full, the tail head shows pockets of fat and the back appears square due to fat. The ribs are very smooth and soft handling due to fat cover.
BCS: 8 The cow is obese. Her neck is thick and short and her back appears very square due to excessive fat. The brisket is distended and she has heavy fat pockets around the tail head.
BCS: 9 These cows are very obese and are rarely seen. They can be described as similar to BCS 8 but taken to greater extremes. They also have a heavy deposition of udder fat.

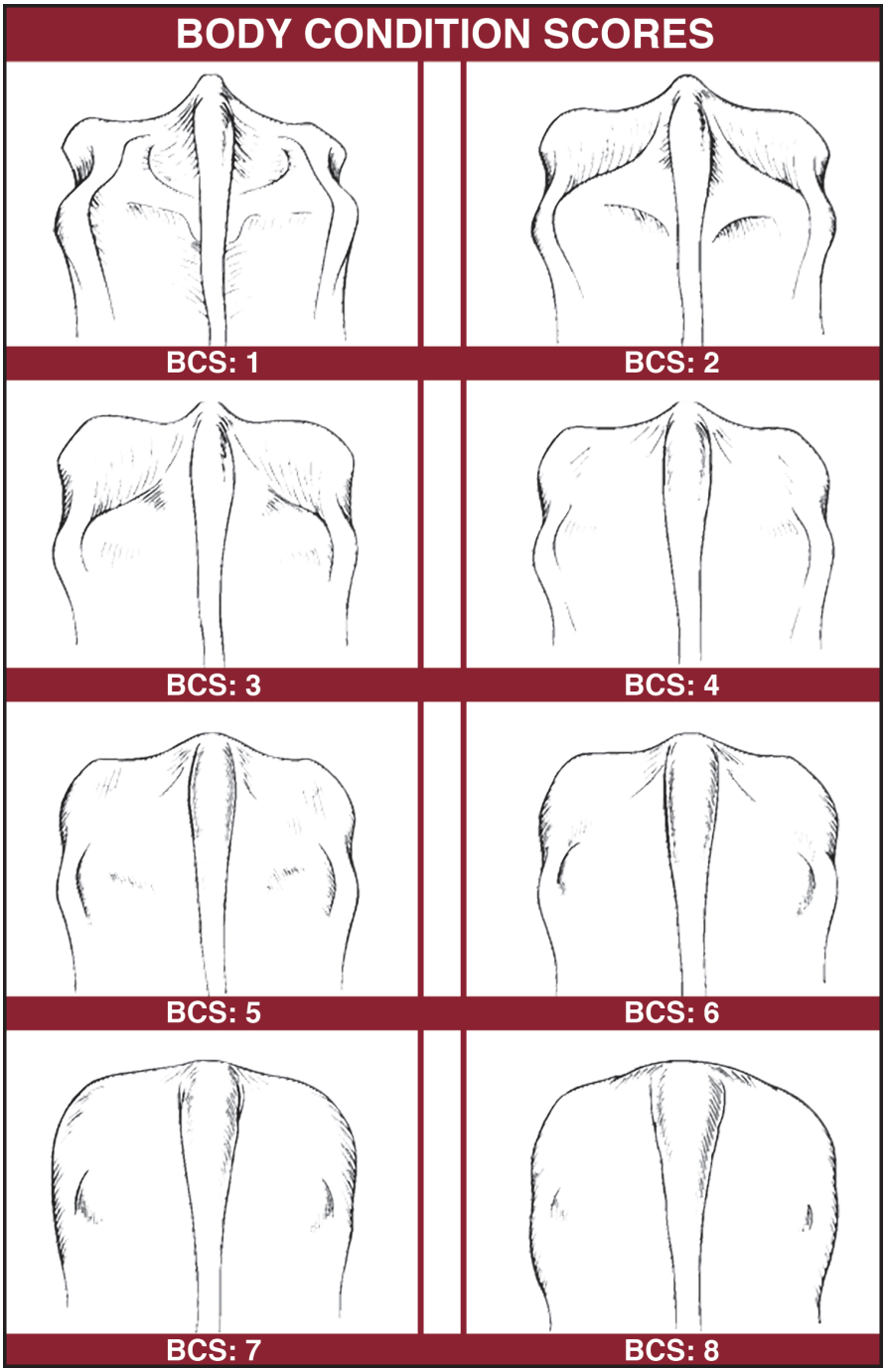

Red Angus Glossary

Account on Hold:
The account placed on suspension due to funds owed to RAAA. This occurs after 30 days of non-payment. New activity can not take place until resolved.

Affiliate
A state or regional organization officially recognized by RAAA that works locally to promote the Red Angus breed and support national outreach, education and marketing efforts.

Allied Access:
A value-added program for calves without verified Red Angus genetics. Identified by a green tag, Allied Access provides source and group age verification to increase traceability and marketing opportunities. Like Angus Access, the only cost is the tag – no enrollment fee required.

American Red
A value-added program managed by RAAA for Red Angus–Santa Gertrudis crosses. Enrolled cattle combine heat tolerance, maternal strength, marbling and growth for profitable, adaptable southern herds.

Angus Access
A USDA-approved value-added program that verifies group age, source and a minimum of 50% Red Angus genetics. Enrollment in Angus Access helps producers differentiate their calves, build buyer confidence and improve market access. There's no enrollment fee – just the cost of the EID button.

Annual Dues:
The fee ($125) billed to the account annually in July to keep the membership active. Junior Red Angus dues are $25/year. This allows for the continuation of data reporting, registering animals and other programs.

Body Condition Score
A numerical rating from 1 (emaciated) to 9 (obese) used to assess a cow's fat reserves, guiding management decisions related to nutrition, reproduction and overall herd health.

Breeding Soundness Exam
A veterinary assessment of a bull's fertility, evaluating physical health, scrotal circumference and semen quality. BSEs identify subfertile bulls to ensure optimal herd reproductive performance.

Calf Year:
Calf year is located in the Animal Data Reporting job type in REDSPro. This field indicates the year the calf is being reported in for the cow's compliance with THR. e.g., calf born 12-26-21, but calf year should be 2022, because it was born early.

Compute:
Non-registered animals that are reported for the purpose of keeping a cow active for the year.

Cow Inactivation:
Active cows on your inventory are subject to inactivation if they do not have a calf or a reason code reported to them for the year and for the season they are in. Failure to report on a cow for the year results in inactivation. Inactive animals are subject to reactivation fees.

Cow Reactivation:
Reactivating a cow can be done by reporting a calf or a reason code for her, or if transferring her. Reactivation fees will apply.

Disposal Code:
These codes remove active animals from your inventory. Select the code that best describes why an animal was removed from your herd.

Dual Registration:
A foreign animal that has been imported from another association (see foreign registration/imports) that will be moved to fully registered status. Dual registered animals comply with all THR and DNA requirements.

EID – Electronic Identification
A livestock identification method using scannable, button-style ear tags that store a unique 15-digit number. EIDs enhance traceability, minimize errors in record-keeping, and integrate seamlessly with herd management systems.

Foreign Registrations/Imports:
Animals registered with another recognized association that are entered into the database by staff. A registration number is generated and is searchable. These animals are "F" status or Foreign animals and are for the purposes of registering crossbred or foundation animals.

Genetic Defect:
RAAA monitors six genetic defects. DNA testing of one or more genetic defect(s) may be needed to meet registration requirements of calves.

Heifer Exposure Report:
Reporting bull exposure for heifers expected to calve next year. Highly recommended report but is not required.

Herd Inventory Requests:
At this time, you need to make any updates to your active herd. This is based on the calving season (spring or fall). This includes disposing of animals that you no longer have. Determines cows billed. The due date is very important.

IGS BOLT Evaluation:
The weekly EPD generation process through International Genetic Solutions. Reference the EPD calendar to review when data enters the evaluation and when EPDs are returned/posted to animals.

Igenity Beef
A genomic testing tool for crossbred commercial cattle that ranks animals 1–10 across 17 traits. Igenity Beef helps producers select and develop productive, profitable heifers and steers with confidence.

Incomplete Job:
The status of a job started in REDSPro to report data or provide payment. The job will remain at incomplete status until the Final Submit button is pressed on the final billing page of the job.

Incomplete Registration:
This status of registration is for animals that do not have weaning information recorded, but that are under one year of age. This status is the same as R (registered) status and can be updated to R status with the input of weaning information.

Ineligible White:
Animals with white hair and white hide on the underline in front of the navel scar, on legs, or above the underline.

Inventory Season:
Spring Season is Jan. 1 to June 30. Fall Season is July 1st to Dec. 31. Cows should be in the inventory season they will most likely calve in. A 45-day grace period is allowed for late or early calves.

Red Angus Glossary

Manual Job:
Creating a data entry spreadsheet within REDSPro for entering data. Can be used for registrations, transfers, herd inventory reports, heifer exposure, and more.

Natural Service:
The use of a bull in pasture to breed females.

NCBA – National Cattlemen's Beef Association
A national organization that advocates for U.S. cattle producers by influencing policy, promoting beef demand and supporting the beef industry through education, research and producer outreach.

NCE – National Cattle Evaluation
A collaborative system led by U.S. beef breed associations and universities that calculates EPDs to predict genetic merit for traits like growth, fertility and carcass quality, guiding selection decisions across herds.

No Progeny Report:
This report is sent out in March for Spring cows and in August for Fall cows. These reports show you the list of females that will go inactive on the inactivation date if they are not reported on by the final deadline.

On Hold Animal:
Z, B or U status animals are on hold due to a DNA issue. They cannot be transferred, cannot have calves registered to them, and certificates cannot be generated for them.

Permanent Identification:
How each animal is identified for its lifetime (ear tattoo, brand or EID w/ secondary identifier). This identification must be present on the animal and match the registration certificate.

Premium Red Baldy
A heifer-only value-added program for Red Angus–Hereford crosses. Designed to produce profitable replacement females with proven genetics, maternal strength and carcass quality, identified by red bodies and bald or brockle faces.

RASF – Red Angus Stakeholders Foundation:
A 501(c)(3) charitable organization supporting advancement of the Red Angus breed through youth, research, education and development programs. Donors may contribute to three funds.

Reason Code:
These are codes used for when a cow does not have a calf for a given year. These need to be used to prevent the cow from going inactive.

Red Angus Alley
A scheduled one-on-one call with RAAA registration staff designed to help members navigate cattle registrations and data entry within the REDSPro platform.

Red Choice
A value-added program for Red Angus-influenced heifers focused on building high-quality replacements. Verified heifers meet strict health, phenotype and breeding criteria and may include Igenity® Beef genomic testing to enhance selection and marketing opportunities.

Red Cow Rally
A collaborative research initiative between RAAA and Neogen offering reduced-rate genotyping to boost phenotype and genotype data collection on Red Angus females, improving genetic predictions and herd development.

REDSPro:
Web-based database used to house all RAAA data points. Works in real time to generate registration numbers and provide feedback as animals are registered to meet registration requirements. Member login required to access all features.

Registration Categories:
Classification of registered animals based on breed percentage and any disqualifying characteristics.

Total Herd Reporting (THR) Assessments:
The fee ($28) applied to each active female for the year based on her calving season determined with the herd inventory report. The fee covers registering her calf for the year, registration papers, corrections, etc. at no extra cost. Billed to the account in July and December, or as calves are registered depending on the specific scenario e.g., new to the herd after the inventory deadline.

Parentage:
DNA test required on all sires and donor dams to meet registration requirements of calves.

Payment Required:
Account classification and account is on a pay as you go accounting system. Any previous balance must be paid before new activity can occur. All junior accounts and buyers have this designation.

Total Herd Reporting – THR:
All females 16 months of age and older as of the first day of the inventory season are required to have a calf reported for the year or a reason code as to why she did not have a calf. If that requirement is not met, that female will be subject to inactivation. This is mandatory based on application for membership.

THR Calendar:
Commonly called THR, is the reporting timeline based on the calendar year set forth in the rules and regulations on when data points are requested and due, when statements are mailed, and other events occur.

TSU – Tissue Sampling Unit
A small, sealed vial used to collect high-quality DNA from a livestock ear notch. TSUs offer a fast, clean and reliable method for genomic testing at any age.

Value-Added Programs:
Programs designed to help add value to cattle based on data points collected, animal(s) properly identified, and reported to RAAA. This includes utilization of registered stock. Reference Angus Access and Allied Access.

Weaning Worksheet:
Registration application worksheet with dam information preloaded in. This is used for printing out to complete calf registrations on paper.

See Rules and Regulations for more information regarding these terms.

RED ANGUS

RANCH TESTED. RANCHER TRUSTED.

